



The Honorable  
**EDDIE BAZA CALVO**  
Governor

The Honorable  
**RAY TENORIO**  
Lieutenant Governor



**CARL V. DOMINGUEZ**  
Director  
**JESSIE B. PALICAN**  
Deputy Director

April 15, 2014

32-14-1530

The Honorable Speaker Judith T. Won Pat, Ed.D.  
*I Mina Trentai Dos Na Liheslaturan Guahan*  
155 Hesler Place  
Hagåtña, Guam 96910

Chief of the Speaker  
Judith T. Won Pat, Ed. D.  
Date 4/15/14  
Time 12:31 PM  
Received by. [Signature]

2014 APR 18 PM 3:09

Subject: Fiscal Year 2014 Second Quarter – Financial Reports

**Dear Madam Speaker Won Pat:**

*Buenas yan Hafa Adai !*

Transmitted herewith is the Department of Public Works' Financial Reports for Fiscal Year 2014 Second Quarter (year-to-date) and for the month ending March 31, 2014.

The Financial Reports can be viewed on our website at [www.dpw.guam.gov](http://www.dpw.guam.gov).

Should you require further information or inquiries, please do not hesitate to contact Mrs. Arleen U. Pierce, Controller at 646-3154 or 646-3231.

*Si Yu'us Ma'ase,*

*[Signature]*  
CARL V. DOMINGUEZ

Attachments: Financial Report Summary & Detailed Statements

cc: Office of the Public Auditor, OPA  
Bureau of Budget and Management Research, BBMR  
Department of Administration, DOA

1530

DEPARTMENT OF PUBLIC WORKS

FY 2014 2nd Quarter Summary Report

Period ended March 31, 2014

Funding Sources	A FY 2014 Total Appropriation	B FY 2014 Actual Exps/Encs as of 03/31/14	C Available Balance (For the period 12/31/13) (A - B)	D FY 2014 Projected Expenditures	E FY 2014 Available Balances (C - D)
<b>GENERAL FUND</b>					
Director's Office (5100A141000GA001)	1,568,935	963,021	605,914	707,790	(101,876)
Bus Operations (5100A141030SE016)	5,787,284	2,652,411	3,134,873	3,151,975	(17,102)
Building Maintenance (5100A141040SE001)	1,112,677	545,842	566,835	605,479	(38,644)
Capital Improvement Projects (5100A141010GA005)	1,216,441	546,043	670,398	601,164	69,233
Fleet & Fuel Management Monitoring System (5100A141030GA018)	250,000	0	250,000	250,000	0
Property Acquisition of Tiyan Parkway Project (5100C141060GA002)	1,300,000	0	1,300,000	1,300,000	0
<b>SPECIAL REVENUE FUND</b>					
Streetlight Fund (5202C021060SE202/5202C041060SE202)	8,207	0	8,207	0	8,207
<b>Guam Highway Fund</b>					
Bus Operations - Fuel (5208A141030SE206)	1,150,762	429,490	721,272	721,272	0
Highway Maintenance (5208A141060SE208)	4,498,065	2,213,832	2,284,233	2,104,133	180,100
Transportation Maintenance (5208A141020GA207)	2,483,690	1,288,172	1,195,518	1,195,518	0
<b>GHF Total:</b>	<b>8,132,517</b>	<b>3,931,495</b>	<b>4,201,022</b>	<b>4,020,923</b>	<b>180,100</b>
<b>P.L. 32-053</b>					
Flood Mitigation and Other Purposes (5208D131090FM****)	3,400,000	384,800	3,015,200	3,015,200	0
<b>P.L. 32-041</b>					
Acquisition of Property for the Tiyan Parkway Project (5208C131060GA212)	500,000	0	500,000	500,000	0
<b>Total St Light/GHF:</b>	<b>12,040,724</b>	<b>4,316,295</b>	<b>7,724,430</b>	<b>7,536,123</b>	<b>188,307</b>
<b>Building and Design Fund</b>					
DPW-Building and Design Fee Account (5235C141010GA202)	597,019	279,604	317,415	342,769	(25,354)
DPW-Building and Design Fund (5235C131010GA202)	76,245	12,453	63,792	8,705	55,087
DPW-Building and Design Fee Account (5235C121010GA202)	52,189	44,055	8,134	8,134	0
<b>DPW-Building &amp; Design Total:</b>	<b>725,454</b>	<b>336,112</b>	<b>389,341</b>	<b>359,608</b>	<b>29,733</b>
<b>Special Revenue Fund Total:</b>	<b>\$12,766,178</b>	<b>\$4,652,407</b>	<b>\$8,113,771</b>	<b>\$7,895,731</b>	<b>\$218,040</b>
<b>OTHER FUNDS</b>					
Dep-Bus Op School Bus (5100X951022RS012)	418,964	109,257	309,707	309,707	0
<b>Total Appropriated Fund Total:</b>	<b>\$13,185,142</b>	<b>\$4,761,664</b>	<b>\$8,424,474</b>	<b>\$8,295,461</b>	<b>\$188,993</b>

DEPARTMENT OF PUBLIC WORKS  
 FY 2014 2nd Quarter Summary Report  
 Period ended March 31, 2014

Funding Sources	A FY 2014 Total Appropriation	B FY 2014 Actual Exps/Encs as of 03/31/14	C Available Balance (For the period 12/31/13) (A - B)	D FY 2014 Projected Expenditures	E FY 2014 Available Balances (C - D)
Tire Disposal-Clean Up (5619C101020GA201)	61,132	13,006	48,126	48,126	0
<b>CAPITAL PROJECTS FUND (CPF)</b>					
Infrastructure Improvement Bond '97-CPF (5251D051015C1616)	132,870	91,949	40,921	40,921	0
L.O. Highway Bond 2001A-CPF (5224D061090IBNA to 5224D061090IB2S4, 5224D111090BA201 & 5224D111090GB202)	462,298	0	462,298	0	462,298
L.O. Highway Bond 2001A-CPF (5224D1110***) P.L. 30-216 Preventive Maintenance of Buses (5224A111020PM205)	29,963	5,353	24,610	24,610	0
Tools & Equipment (5224A111020EQ206)	115,000	115,000	0	0	0
<b>Total:</b>	<b>144,963</b>	<b>120,353</b>	<b>24,610</b>	<b>24,610</b>	<b>0</b>
<b>Capital Project Fund (CPF) Total:</b>	<b>\$740,131</b>	<b>\$212,301</b>	<b>\$527,829</b>	<b>\$65,531</b>	<b>\$462,298</b>
<b>FEDERAL FUNDS</b>					
National Highway Traffic Safety Administration (NHTSA) (5101E**10)	587,270	320,688	266,582	266,582	0
Federal Highway Administration (FHWA) (5101F**10)	87,911,916	64,232,752	23,679,163	23,679,163	0
DOI-Empowering Insular Communities (EIC) DPW Doors/Windows Replacement (5101H121010B203)	180,000	180,000	0	0	0
US Dept. of Housing & Urban Dev (HUD) - DPW Sidewalk & St. Improvements (5101H11060S1101)	159,639	4	159,635	159,635	0
USDOJ-School Bus Procurement (5101H121030IB110)	104,010	56,061	47,949	47,949	0
USDOJ-DPW Bus Satellite Facility Repairs (5101H131000IB110)	350,000	0	350,000	350,000	0
USDOJ-Compact Impact - School Leaseback (5101F141000IB111) Adacao, Liguao, Astumbo Elem. Schools and Ukodo Middle School	7,100,000	0	7,100,000	7,100,000	0
DOI/CIP-School Bus Procurement (5101H131000IB112)	2,063,000	1,920,000	143,000	143,000	0
DOI/CIP-Heavy Equipment/Preventive Maintenance (5101H131000IB113)	2,000,000	1,900,000	100,000	100,000	0
DOI/CIP-Infrastructure Maintenance (5101H131000IB114)	545,000	0	545,000	545,000	0
DOI/MAP Grant-Fleet Management System (5101H131020TA101)	200,000	200,000	0	0	0
DOI-OIA TAP Grant- CIP Equipment (5101H131010TA104)	20,000	18,407	1,593	1,593	0
DOA-OIA TAP Grant - Supplemental to DPW Doors/Windows Replacements (5101H131010TA105)	40,000	18,000	22,000	22,000	0
DOI OIA Grant - Vehicles and Road Repairs (5101H141000IB110)	1,500,000	0	1,500,000	1,500,000	0
<b>Federal Fund Total:</b>	<b>\$102,760,835</b>	<b>\$68,845,913</b>	<b>\$33,914,922</b>	<b>\$33,914,922</b>	<b>\$0</b>

OFB/Departmental Funding/Expenditure Fact Sheet  
(GENERAL FUND SUMMARY)

Department/Agency: Department of Public Works

Department/Agency Head Certification as to the accuracy of information contained herein:	
G. V. DOMINGUEZ Director Name (Print)	
Signature	Date 4/16/14

As of March 31, 2014										
FY 2014										
	A	B	C	D	E	F	G	H	I	
AS400 Account Code	FY 2014 Appropriations PL 32-068	FY 2013 Authorized Lapse Carried Over/ Continued into FY 2014	FY 2014 Governor's Transfer +/-	Total FY 2014 Spending Authorized (A)+(B)+(C)	FY 2014 YTD Allotment	FY 2014 YTD Expenditures/ Encumbrances 1/	FY 2014 Projected Expenditures 2 Qtrs Remaining	FY 2014 Total Expenditures/ Encumbrances (F)+(G)	FY 2014 Available Projected Balance (D)-(H)	
111	Regular Salaries/Increments	6,395,237	0	0	6,395,237	3,196,576	2,970,104	3,466,422	6,436,526	(41,289)
112	Overtime/Special Pay	0	0	0	0	0	0	0	0	0
113	Benefits	2,564,057	0	0	2,564,057	1,281,953	1,204,873	1,406,284	2,611,157	(47,100)
	<b>TOTAL PERSONNEL SERVICES</b>	<b>8,959,294</b>	<b>0</b>	<b>0</b>	<b>8,959,294</b>	<b>4,478,529</b>	<b>4,174,977</b>	<b>4,872,705</b>	<b>9,047,682</b>	<b>(88,388)</b>
220	TRAVEL- Off-Island/Local Mileage Reimbursements	0	0	0	0	0	0	0	0	0
230	CONTRACTUAL SERVICES	445,623	0	0	445,623	178,561	120,757	323,011	443,768	1,855
233	OFFICE SPACE RENTAL	0	0	0	0	0	0	0	0	0
240	SUPPLIES & MATERIALS	104,684	0	(12,750)	91,934	47,510	27,523	64,431	91,934	0
250	EQUIPMENT	0	0	0	0	0	0	0	0	0
271	Drug Testing Charges	0	0	80	80	80	40	40	80	0
280	SUB-RECIPIENT/SUBGRANT	0	0	0	0	0	0	0	0	0
290	MISCELLANEOUS	0	0	0	0	0	0	0	0	0
	<b>TOTAL OPERATIONS</b>	<b>550,307</b>	<b>0</b>	<b>(12,650)</b>	<b>537,657</b>	<b>226,151</b>	<b>148,321</b>	<b>387,481</b>	<b>535,802</b>	<b>1,855</b>
361	Power	183,778	0	0	183,778	165,400	165,400	18,378	183,778	0
362	Water/Sewer	210,858	0	0	210,858	189,772	189,772	21,086	210,858	0
363	Telephone/Toll	31,100	0	0	31,100	27,990	16,197	16,758	32,955	(1,855)
	<b>TOTAL UTILITIES</b>	<b>425,736</b>	<b>0</b>	<b>0</b>	<b>425,736</b>	<b>383,162</b>	<b>371,369</b>	<b>56,222</b>	<b>427,591</b>	<b>(1,855)</b>
701		0	0	0	0	0	0	0	0	0
450		1,300,000	0	12,650	1,312,650	1,272,650	12,650	1,300,000	1,312,650	0
	<b>TOTAL</b>	<b>11,235,337</b>	<b>0</b>	<b>0</b>	<b>11,235,337</b>	<b>6,360,492</b>	<b>4,707,317</b>	<b>6,616,408</b>	<b>11,323,725</b>	<b>(88,388)</b>

As of March 31, 2014				
	UNCLASSIFIED	CLASSIFIED	CONTRACT	OTHER (LTA)
FILLED/WARM BODIES	2	185	0	4
VACANT (FUNDED)	1	2	0	0
	3	187	0	4

1/ a) Indicate on a separate sheet, each amount expended for: 1) prior year obligation(s); 2) emergency authorization(s); 3) promised compensation/acting or detail pay  
b) Info from AS400 was used to determine the amounts reflected.

OFB/Departmental Funding/Expenditure Fact Sheet  
(GENERAL FUND)

Department/Agency: Department of Public Works  
Division/Program: Director's Office  
AS400 Account No: 5100A141000GA001

Department/Agency Head Certification as to the accuracy of information contained herein:	
CARL V. DOMINGUEZ Director Name (Print)	4/16/14 Date
<i>[Signature]</i> Signature	

		As of March 31, 2014								
		FY 2014								
		A	B	C	D	E	F	G	H	I
AS400 Account Code	Appropriation Classification	FY 2014 Appropriations PL 32-068	FY 2013 Authorized Lapse Carried Over/ Continued into FY 2014	FY 2014 Governor's Transfer +/-	Total FY 2014 Spending Authorized (A)+(B)+(C)	FY 2014 YTD Allotment	FY 2014 YTD Expenditures/ Encumbrances 1/	FY 2014 Projected Expenditures 2 Qtrs Remaining	FY 2014 Total Expenditures/ Encumbrances (F)+(G)	FY 2014 Available Projected Balance (D)-(H)
111	Regular Salaries/Increments	698,904	0	0	698,904	349,453	356,097	417,484	773,580	(74,676)
112	Overtime/Special Pay	0	0	0	0	0	0	0	0	0
113	Benefits	261,368	0	0	261,368	130,683	131,792	156,776	288,568	(27,200)
	<b>TOTAL PERSONNEL SERVICES</b>	<b>960,272</b>	<b>0</b>	<b>0</b>	<b>960,272</b>	<b>480,136</b>	<b>487,889</b>	<b>574,259</b>	<b>1,062,148</b>	<b>(101,876)</b>
220	TRAVEL- Off-Island/Local Mileage Reimbursements	0	0	0	0	0	0	0	0	0
230	CONTRACTUAL SERVICES	142,943	0	0	142,943	128,649	88,845	52,243	141,088	1,855
233	OFFICE SPACE RENTAL	0	0	0	0	0	0	0	0	0
240	SUPPLIES & MATERIALS	52,184	0	(12,730)	39,454	23,484	6,305	33,149	39,454	0
250	EQUIPMENT	0	0	0	0	0	0	0	0	0
271	Drug Testing Charges	0	0	80	80	80	40	40	80	0
280	SUB-RECIPIENT/SUBGRANT	0	0	0	0	0	0	0	0	0
290	MISCELLANEOUS	0	0	0	0	0	0	0	0	0
	<b>TOTAL OPERATIONS</b>	<b>195,127</b>	<b>0</b>	<b>(12,650)</b>	<b>182,477</b>	<b>152,213</b>	<b>95,189</b>	<b>85,433</b>	<b>180,622</b>	<b>1,855</b>
361	Power	183,778	0	0	183,778	165,400	165,400	18,378	183,778	0
362	Water/Sewer	210,858	0	0	210,858	189,772	189,772	21,086	210,858	0
363	Telephone/Toll	18,900	0	0	18,900	17,010	12,121	8,634	20,755	(1,855)
	<b>TOTAL UTILITIES</b>	<b>413,536</b>	<b>0</b>	<b>0</b>	<b>413,536</b>	<b>372,182</b>	<b>367,293</b>	<b>48,098</b>	<b>415,391</b>	<b>(1,855)</b>
701		0	0	0	0	0	0	0	0	0
450		0	0	12,650	12,650	12,650	12,650	0	12,650	0
	<b>TOTAL</b>	<b>1,568,935</b>	<b>0</b>	<b>0</b>	<b>1,568,935</b>	<b>1,017,181</b>	<b>963,021</b>	<b>707,790</b>	<b>1,670,811</b>	<b>(101,876)</b>

As of March 31, 2014				
	UNCLASSIFIED	CLASSIFIED	CONTRACT	OTHER (LTA)
FILLED/WARM BODIES	2	13		
VACANT (FUNDED)	1			
	3	13	0	0

1/ a) Indicate on a separate sheet, each amount expended for: 1) prior year obligation(s); 2) emergency authorization(s); 3) promised compensation/acting or detail pay  
b) Info from AS400 was used to determine the amounts reflected.

OFB/Departmental Funding/Expenditure Fact Sheet  
(GENERAL FUND)

Department/Agency: Department of Public Works  
Division/Program: Bus Operations  
AS400 account number: 5100A141030SE016

Department/Agency Head Certification as to the accuracy of information contained herein:	
CARL V. DOMINQUEZ Director Name (Print)	4/16/14 Date
Signature	

As of March 31, 2014										
FY 2014										
		A	B	C	D	E	F	G	H	I
AS400 Account Code	Appropriation Classification	FY 2014 Appropriations PL 32-068	FY 2013 Authorized Lapse Carried Over/ Continued into FY 2014	FY 2014 Governor's Transfer +/-	Total FY 2014 Spending Authorized (A)+(B)+(C)	FY 2014 YTD Allotment	FY 2014 YTD Expenditures/ Encumbrances I/	FY 2014 Projected Expenditures 2 Qtrs Remaining	FY 2014 Total Expenditures/ Encumbrances (E)+(G)	FY 2014 Available Projected Balance (D)-(H)
111	Regular Salaries/Increments	4,076,751	0	0	4,076,751	2,038,374	1,862,086	2,218,082	4,080,168	(3,417)
112	Overtime/Special Pay	0	0	0	0	0	0	0	0	0
113	Benefits	1,703,333	0	0	1,703,333	851,668	787,845	929,173	1,717,018	(13,685)
	<b>TOTAL PERSONNEL SERVICES</b>	<b>5,780,084</b>	<b>0</b>	<b>0</b>	<b>5,780,084</b>	<b>2,890,042</b>	<b>2,649,931</b>	<b>3,147,255</b>	<b>5,797,186</b>	<b>(17,102)</b>
220	TRAVEL- Off-Island/Local Mileage Reimbursements	0	0	0	0	0	0	0	0	0
230	CONTRACTUAL SERVICES	0	0	0	0	0	0	0	0	0
233	OFFICE SPACE RENTAL	0	0	0	0	0	0	0	0	0
240	SUPPLIES & MATERIALS	0	0	0	0	0	0	0	0	0
250	EQUIPMENT	0	0	0	0	0	0	0	0	0
271	Drug Testing Charges	0	0	0	0	0	0	0	0	0
280	SUB-RECIPIENT/SUBGRANT	0	0	0	0	0	0	0	0	0
290	MISCELLANEOUS	0	0	0	0	0	0	0	0	0
	<b>TOTAL OPERATIONS</b>	<b>0</b>	<b>0</b>	<b>0</b>	<b>0</b>	<b>0</b>	<b>0</b>	<b>0</b>	<b>0</b>	<b>0</b>
361	Power	0	0	0	0	0	0	0	0	0
362	Water/Sewer	0	0	0	0	0	0	0	0	0
363	Telephone/Toll	7,200	0	0	7,200	6,480	2,481	4,719	7,200	0
	<b>TOTAL UTILITIES</b>	<b>7,200</b>	<b>0</b>	<b>0</b>	<b>7,200</b>	<b>6,480</b>	<b>2,481</b>	<b>4,719</b>	<b>7,200</b>	<b>0</b>
701		0	0	0	0	0	0	0	0	0
450		0	0	0	0	0	0	0	0	0
	<b>TOTAL</b>	<b>5,787,284</b>	<b>0</b>	<b>0</b>	<b>5,787,284</b>	<b>2,896,522</b>	<b>2,652,411</b>	<b>3,151,975</b>	<b>5,804,386</b>	<b>(17,102)</b>

As of March 31, 2014										
	UNCLASSIFIED	CLASSIFIED	CONTRACT	OTHER (LTA)						
FILLED/WARM BODIES		138		4						
VACANT (FUNDED)	0	138	0	4						

I/ a) Indicate on a separate sheet, each amount expended for: 1) prior year obligation(s); 2) emergency authorization(s); 3) promised compensation/acting or detail pay  
b) Info from AS400 was used to determine the amounts reflected.

OFB/Departmental Funding/Expenditure Fact Sheet  
(GENERAL FUND)

Department/Agency: Department of Public Works  
Division/Program: Building Construction & Facilities Maintenance  
AS400 account number:5100A141048E001

Department/Agency Head Certification as to the accuracy of information contained herein:	
CARL V. DOMINGUEZ Director Name (Print)	
Signature	Date 4/16/14

*mh*

		As of March 31, 2014								
		FY 2014								
		A	B	C	D	E	F	G	H	I
AS400 Account Code	Appropriation Classification	FY 2014 Appropriations PL 32-068	FY 2013 Authorized Lapse Carried Over/ Confirmed into FY 2014	FY 2014 Governor's Transfer +/-	Total FY 2014 Spending Authorized (A)+(B)+(C)	FY 2014 YTD Allotment	FY 2014 YTD Expenditures/ Encumbrances 1/	FY 2014 Projected Expenditures 2 Qtrs Remaining	FY 2014 Total Expenditures/ Encumbrances (F)+(G)	FY 2014 Available Projected Balance (D)-(H)
111	Regular Salaries/Increments	763,211	0	0	763,211	381,608	366,498	410,781	777,278	(14,067)
112	Overtime/Special Pay	0	0	0	0				0	0
113	Benefits	272,286	0	0	272,286	136,143	140,011	156,851	296,862	(24,576)
	<b>TOTAL PERSONNEL SERVICES</b>	<b>1,035,497</b>	<b>0</b>	<b>0</b>	<b>1,035,497</b>	<b>517,751</b>	<b>506,509</b>	<b>567,632</b>	<b>1,074,141</b>	<b>(38,644)</b>
220	TRAVEL- Off-Island/Local Mileage Reimbursements	0	0	0	0	0	0	0	0	0
230	CONTRACTUAL SERVICES:	27,680	0	0	27,680	24,912	18,563	9,117	27,680	0
233	OFFICE SPACE RENTAL:	0	0	0	0	0	0	0	0	0
240	SUPPLIES & MATERIALS:	44,500	0	0	44,500	20,026	19,174	25,326	44,500	0
250	EQUIPMENT:	0	0	0	0	0	0	0	0	0
271	Drug Testing Charges	0	0	0	0	0	0	0	0	0
280	SUB-RECIPIENT/SUBGRANT:	0	0	0	0	0	0	0	0	0
290	MISCELLANEOUS:	0	0	0	0	0	0	0	0	0
	<b>TOTAL OPERATIONS</b>	<b>72,180</b>	<b>0</b>	<b>0</b>	<b>72,180</b>	<b>44,938</b>	<b>37,737</b>	<b>34,443</b>	<b>72,180</b>	<b>0</b>
361	Power	0	0	0	0	0	0	0	0	0
362	Water/Sewer	0	0	0	0	0	0	0	0	0
363	Telephone/Toll	5,000	0	0	5,000	4,500	1,596	3,404	5,000	0
	<b>TOTAL UTILITIES</b>	<b>5,000</b>	<b>0</b>	<b>0</b>	<b>5,000</b>	<b>4,500</b>	<b>1,596</b>	<b>3,404</b>	<b>5,000</b>	<b>0</b>
701		0	0	0	0	0	0	0	0	0
450		0	0	0	0	0	0	0	0	0
	<b>TOTAL</b>	<b>1,112,677</b>	<b>0</b>	<b>0</b>	<b>1,112,677</b>	<b>567,189</b>	<b>545,842</b>	<b>602,075</b>	<b>1,151,321</b>	<b>(38,644)</b>

		As of March 31, 2014			
		UNCLASSIFIED	CLASSIFIED	CONTRACT	OTHER (LTA)
FILLED/WARM BODIES			19		
VACANT (FUNDED)		0	19	0	0

1/ a) Indicate on a separate sheet, each amount expended for: 1) prior year obligation(s); 2) emergency authorization(s); 3) promised compensation/acting or detail pay  
b) Info from AS400 was used to determine the amounts reflected.

OFB/Departmental Funding/Expenditure Fact Sheet  
(GENERAL FUND)

Department/Agency: Department of Public Works  
Division/Program: Capital Improvement Projects  
AS400 Account No: 5106A141010GA005

Department/Agency Head Certification  
as to the accuracy of information contained herein:

CARL Y. DOMINGUEZ  
Director Name (Print)

Signature

Date

9/16/14

As of March 31, 2014

AS400 Account Code	Appropriation Classification	FY 2014								
		A	B	C	D	E	F	G	H	I
		FY 2014 Appropriations PL 32-068	FY 2013 Authorized Lapse Carried Over/ Continued into FY 2014	FY 2014 Governor's Transfer +/-	Total FY 2014 Spending Authorized (A)+(B)+(C)	FY 2014 YTD Allotment	FY 2014 YTD Expenditures/ Encumbrances 1/	FY 2014 Projected Expenditures 2 Qtrs Remaining	FY 2014 Total Expenditures/ Encumbrances (F)+(G)	FY 2014 Available Projected Balance (D)-(H)
111	Regular Salaries/Increments	856,371	0	0	856,371	427,141	385,424	420,075	805,499	50,872
112	Overtime/Special Pay	0	0	0	0	0	0	0	0	0
113	Benefits	327,070	0	0	327,070	163,459	145,225	163,484	308,709	18,361
	<b>TOTAL PERSONNEL SERVICES</b>	<b>1,183,441</b>	<b>0</b>	<b>0</b>	<b>1,183,441</b>	<b>590,600</b>	<b>530,649</b>	<b>583,558</b>	<b>1,114,208</b>	<b>69,233</b>
220	TRAVEL - Off-Island/Local Mileage Reimbursements	0	0	0	0	0	0	0	0	0
230	CONTRACTUAL SERVICES:	25,000	0	0	25,000	25,000	13,349	11,651	25,000	0
233	OFFICE SPACE RENTAL:	0	0	0	0	0	0	0	0	0
240	SUPPLIES & MATERIALS:	8,000	0	0	8,000	4,000	2,045	5,955	8,000	0
250	EQUIPMENT:	0	0	0	0	0	0	0	0	0
271	Drug Testing Charges	0	0	0	0	0	0	0	0	0
280	SUB-RECIPIENT/SUBGRANT:	0	0	0	0	0	0	0	0	0
290	MISCELLANEOUS:	0	0	0	0	0	0	0	0	0
	<b>TOTAL OPERATIONS</b>	<b>33,000</b>	<b>0</b>	<b>0</b>	<b>33,000</b>	<b>29,000</b>	<b>15,394</b>	<b>17,606</b>	<b>33,000</b>	<b>0</b>
361	Power	0	0	0	0	0	0	0	0	0
362	Water/Sewer	0	0	0	0	0	0	0	0	0
363	Telephone/Toll	0	0	0	0	0	0	0	0	0
	<b>TOTAL UTILITIES</b>	<b>0</b>	<b>0</b>	<b>0</b>	<b>0</b>	<b>0</b>	<b>0</b>	<b>0</b>	<b>0</b>	<b>0</b>
701		0	0	0	0	0	0	0	0	0
450		0	0	0	0	0	0	0	0	0
	<b>TOTAL</b>	<b>1,216,441</b>	<b>0</b>	<b>0</b>	<b>1,216,441</b>	<b>619,600</b>	<b>546,043</b>	<b>601,164</b>	<b>1,147,208</b>	<b>69,233</b>

As of March 31, 2014

	UNCLASSIFIED	CLASSIFIED	CONTRACT	OTHER (LTA)
FILLED/WARM BODIES		15		
VACANT (FUNDED)		2		
	0	17	0	0

1/ a) Indicate on a separate sheet, each amount expended for: 1) prior year obligation(s); 2) emergency authorization(s); 3) promised compensation/acting or detail pay  
b) Info from AS400 was used to determine the amounts reflected.



OFB/Departmental Funding/Expenditure Fact Sheet  
(GENERAL FUND)

Department/Agency: Department of Public Works  
Division/Program: Fleet & Fuel Management Monitoring System  
AS400 account number: 5100A141030GA018

Department/Agency Head Certification  
as to the accuracy of information contained herein:

CARL V. DOMINGUEZ  
Director (Print)

Signature

Date

4/16/14

		As of March 31, 2014								
		FY 2014								
		A	B	C	D	E	F	G	H	I
AS400 Account Code	Appropriation Classification	FY 2014 Appropriations PL 32-068	FY 2013 Authorized Lapse Carried Over/ Continued into FY 2014	FY 2014 Governor's Transfer +/-	Total FY 2014 Spending Authorized (A)+(B)+(C)	FY 2014 YTD Allotment	FY 2014 YTD Expenditures/ Encumbrances 1/	FY 2014 Projected Expenditures 2 Qtrs Remaining	FY 2014 Total Expenditures/ Encumbrances (F)+(G)	FY 2014 Available Projected Balance (D)-(H)
111	Regular Salaries/Increments	0	0	0	0	0	0	0	0	0
112	Overtime/Special Pay	0	0	0	0	0	0	0	0	0
113	Benefits	0	0	0	0	0	0	0	0	0
	<b>TOTAL PERSONNEL SERVICES</b>	<b>0</b>	<b>0</b>	<b>0</b>	<b>0</b>	<b>0</b>	<b>0</b>	<b>0</b>	<b>0</b>	<b>0</b>
220	TRAVEL - Off-Island/Local Mileage Reimbursements	0	0	0	0	0	0	0	0	0
230	CONTRACTUAL SERVICES	250,000	0	0	250,000	0	0	250,000	250,000	0
233	OFFICE SPACE RENTAL	0	0	0	0	0	0	0	0	0
240	SUPPLIES & MATERIALS	0	0	0	0	0	0	0	0	0
250	EQUIPMENT	0	0	0	0	0	0	0	0	0
271	Drug Testing Charges	0	0	0	0	0	0	0	0	0
280	SUB-RECIPIENT/SUBGRANT	0	0	0	0	0	0	0	0	0
290	MISCELLANEOUS	0	0	0	0	0	0	0	0	0
	<b>TOTAL OPERATIONS</b>	<b>250,000</b>	<b>0</b>	<b>0</b>	<b>250,000</b>	<b>0</b>	<b>0</b>	<b>250,000</b>	<b>250,000</b>	<b>0</b>
361	Power	0	0	0	0	0	0	0	0	0
362	Water/Sewer	0	0	0	0	0	0	0	0	0
363	Telephone/Toll	0	0	0	0	0	0	0	0	0
	<b>TOTAL UTILITIES</b>	<b>0</b>	<b>0</b>	<b>0</b>	<b>0</b>	<b>0</b>	<b>0</b>	<b>0</b>	<b>0</b>	<b>0</b>
701		0	0	0	0	0	0	0	0	0
450		0	0	0	0	0	0	0	0	0
	<b>TOTAL</b>	<b>250,000</b>	<b>0</b>	<b>0</b>	<b>250,000</b>	<b>0</b>	<b>0</b>	<b>250,000</b>	<b>250,000</b>	<b>0</b>

As of March 31, 2014				
	UNCLASSIFIED	CLASSIFIED	CONTRACT	OTHER (LTA)
FILLED/WARM BODIES				
VACANT (FUNDED)				
<b>TOTAL FTEs</b>	<b>0</b>	<b>0</b>	<b>0</b>	<b>0</b>

1/ a) Indicate on a separate sheet, each amount expended for: 1) prior year obligation(s); 2) emergency authorization(s); 3) promised compensation/acting or detail pay  
b) Info from AS400 was used to determine the amounts reflected.

OFB/Departmental Funding/Expenditure Fact Sheet  
(GENERAL FUND)

Department/Agency: Department of Public Works  
Division/Program: Property Acquisition of Trian Parkway Project  
AS400 account number: 5190C141060GA002

Department/Agency Head Certification as to the accuracy of information contained herein:	
CARL V. DOMINGUEZ Director Mine (Print)	
Signature	Date 2/16/14

		As of March 31, 2014								
		FY 2014								
		A	B	C	D	E	F	G	H	I
AS400 Account Code	Appropriation Classification	FY 2014 Appropriations PL 32-068	FY 2013 Authorized Lapse Carried Over/ Continued into FY 2014	FY 2014 Governor's Transfer +/-	Total FY 2014 Spending Authorized (A)+(B)+(C)	FY 2014 YTD Allotment	FY 2014 YTD Expenditures/ Encumbrances 1/	FY 2014 Projected Expenditures 2 Qtrs Remaining	FY 2014 Total Expenditures/ Encumbrances (F)+(G)	FY 2014 Available Projected Balance (D)-(H)
	<b>TOTAL PERSONNEL SERVICES</b>	0	0	0	0	0	0	0	0	0
111	Regular Salaries/Increments	0	0	0	0	0	0	0	0	0
112	Overtime/Special Pay	0	0	0	0	0	0	0	0	0
113	Benefits	0	0	0	0	0	0	0	0	0
220	TRAVEL- Off-Island/Local Mileage Reimbursements	0	0	0	0	0	0	0	0	0
230	CONTRACTUAL SERVICES:	0	0	0	0	0	0	0	0	0
233	OFFICE SPACE RENTAL:	0	0	0	0	0	0	0	0	0
240	SUPPLIES & MATERIALS:	0	0	0	0	0	0	0	0	0
250	EQUIPMENT:	0	0	0	0	0	0	0	0	0
271	Drug Testing Charges	0	0	0	0	0	0	0	0	0
280	SUB-RECIPIENT/SUBGRANT:	0	0	0	0	0	0	0	0	0
290	MISCELLANEOUS:	0	0	0	0	0	0	0	0	0
	<b>TOTAL OPERATIONS</b>	0	0	0	0	0	0	0	0	0
361	Power	0	0	0	0	0	0	0	0	0
362	Water/Sewer	0	0	0	0	0	0	0	0	0
363	Telephone/Toll	0	0	0	0	0	0	0	0	0
	<b>TOTAL UTILITIES</b>	0	0	0	0	0	0	0	0	0
701		0	0	0	0	0	0	0	0	0
450		1,300,000	0	0	1,300,000	1,260,000	0	1,300,000	1,300,000	0
	<b>TOTAL</b>	1,300,000	0	0	1,300,000	1,260,000	0	1,300,000	1,300,000	0

		As of March 31, 2014			
		UNCLASSIFIED	CLASSIFIED	CONTRACT	OTHER (LTA)
FILLED/WARM BODIES					
VACANT (FUNDED)		0	0	0	0

1/ a) Indicate on a separate sheet, each amount expended for: 1) prior year obligation(s); 2) emergency authorization(s); 3) promised compensation/acting or detail pay  
b) Info from AS400 was used to determine the amounts reflected.

OFB/Departmental Funding/Expenditure Fact Sheet  
(SPECIAL FUND)

Department/Agency: Department of Public Works  
Division/Program: Highway Division - Abandoned Vehicle & Streetlight Fund  
AS400 Account No: 5202C021060SE202/5202C041060SE202

Department/Agency Head Certification as to the accuracy of information contained herein:	
Signature	PAUL V. DOMINGUEZ Director Name (Print)
Signature	4/16/14 Date

		As of March 31, 2014								
		FY 2014								
		A	B	C	D	E	F	G	H	I
AS400 Account Code	Appropriation Classification	FY 2014 Appropriations	FY 2013 Authorized Lapse Carried Over/Continued into FY 2014 (P.L. 14-48)	FY 2014 Governor's Transfer +/-	Total FY 2014 Spending Authorized (A)+(B)+(C)	FY 2014 YTD Allotment	FY 2014 YTD Expenditures/Encumbrances 1/	FY 2014 Projected Expenditures 2 Qtrs Remaining	FY 2014 Total Expenditures/Encumbrances (F)+(G)	FY 2014 Available Projected Balance (D)-(H)
	<b>PERSONNEL SERVICES</b>									
111	Regular Salaries/Increments	0			0				0	0
112	Overtime/Special Pay	0			0				0	0
113	Benefits	0			0				0	0
	<b>TOTAL PERSONNEL SERVICES</b>	<b>0</b>	<b>0</b>	<b>0</b>	<b>0</b>	<b>0</b>	<b>0</b>	<b>0</b>	<b>0</b>	<b>0</b>
	<b>OPERATIONS</b>									
220	TRAVEL- Off-Island/Local Mileage Reimbursements	0			0				0	0
230	CONTRACTUAL SERVICES:	0	8,207	0	8,207	8,207	0		0	8,207
233	OFFICE SPACE RENTAL:	0			0				0	0
240	SUPPLIES & MATERIALS:	0			0				0	0
250	EQUIPMENT:	0			0				0	0
270	WORKER'S COMPENSATION	0			0				0	0
271	Drug Testing Charges	0			0				0	0
280	SUB-RECIPIENT/SUBGRANT:	0			0				0	0
290	MISCELLANEOUS:	0			0				0	0
	<b>TOTAL OPERATIONS</b>	<b>0</b>	<b>8,207</b>	<b>0</b>	<b>8,207</b>	<b>8,207</b>	<b>0</b>	<b>0</b>	<b>0</b>	<b>8,207</b>
	<b>UTILITIES</b>									
361	Power	0			0				0	0
362	Water/Sewer	0			0				0	0
363	Telephone/ToB	0			0				0	0
	<b>TOTAL UTILITIES</b>	<b>0</b>	<b>0</b>	<b>0</b>	<b>0</b>	<b>0</b>	<b>0</b>	<b>0</b>	<b>0</b>	<b>0</b>
701		0			0				0	0
450		0			0				0	0
	<b>TOTAL</b>	<b>0</b>	<b>8,207</b>	<b>0</b>	<b>8,207</b>	<b>8,207</b>	<b>0</b>	<b>0</b>	<b>0</b>	<b>8,207</b>

		As of March 31, 2014			
		UNCLASSIFIED	CLASSIFIED	CONTRACT	OTHER (LTA)
FILLED/WARM BODIES					
VACANT (FUNDED)					
<b>TOTAL FTE'S</b>		<b>0</b>	<b>0</b>	<b>0</b>	<b>0</b>

1/ a) Indicate on a separate sheet, each amount expended for: 1) prior year obligation(s); 2) emergency authorization(s); 3) promised compensation/acting or detail pay  
b) Info from AS400 was used to determine the amounts reflected.

OFB/Departmental Funding/Expenditure Fact Sheet  
(GUAM HIGHWAY FUND SUMMARY)

Department/Agency: Department of Public Works

Department/Agency Head Certification  
as to the accuracy of information contained herein:

CARLY DOMINGUEZ  
Signature Name (Print)

Signature

Date

4/16/14

As of March 31, 2014

FY 2014

AS400 Account Code	Appropriation Classification	FY 2014								
		A	B	C	D	E	F	G	H	I
		FY 2014 Appropriations (P.L. 32-068)	FY 2013 Authorized Lapse Carried Over/ Continued into FY 2014	FY 2014 Governor's Transfer +/-	Total FY 2014 Spending Authorized (A)+(B)+(C)	FY 2014 YTD Allotment	FY 2014 YTD Expenditures/ Encumbrances 1/	FY 2014 Projected Expenditures 2 Qtrs Remaining	FY 2014 Total Expenditures/ Encumbrances (F)+(G)	FY 2014 Available Projected Balance (D)-(H)
111	Regular Salaries/Increments	2,490,101	0	0	2,490,101	1,245,049	1,088,383	1,305,816	2,394,199	95,902
112	Overtime/Special Pay	150,988	0	0	150,988	118,329	26,544	124,444	150,988	0
113	Benefits	1,014,040	0	0	1,014,040	507,019	426,552	503,290	929,842	84,198
	<b>TOTAL PERSONNEL SERVICES</b>	<b>3,655,129</b>	<b>0</b>	<b>0</b>	<b>3,655,129</b>	<b>1,870,397</b>	<b>1,541,479</b>	<b>1,933,550</b>	<b>3,475,029</b>	<b>180,100</b>
220	TRAVEL- Off-Island/Local Mileage Reimbursements	0	0	0	0	0	0	0	0	0
230	CONTRACTUAL SERVICES:	732,780	0	(700)	732,080	658,802	560,526	171,554	732,080	0
233	OFFICE SPACE RENTAL:	0	0	0	0	0	0	0	0	0
240	SUPPLIES & MATERIALS:	2,605,086	0	(110,000)	2,495,086	1,196,974	1,104,544	1,390,542	2,495,086	0
250	EQUIPMENT:	26,000	0	20,000	46,000	43,400	26,199	19,801	46,000	0
270	WORKER'S COMPENSATION	750	0	0	750	750	0	750	750	0
271	Drug Testing Charges	0	0	700	700	700	120	580	700	0
280	SUB-RECIPIENT/SUBGRANT:	0	0	0	0	0	0	0	0	0
290	MISCELLANEOUS:	0	0	0	0	0	0	0	0	0
	<b>TOTAL OPERATIONS</b>	<b>3,364,616</b>	<b>0</b>	<b>(90,000)</b>	<b>3,274,616</b>	<b>1,900,626</b>	<b>1,691,389</b>	<b>1,583,227</b>	<b>3,274,616</b>	<b>0</b>
361	Power	283,436	0	0	283,436	255,092	255,092	28,344	283,436	0
362	Water/Sewer	0	0	0	0	0	0	0	0	0
363	Telephone/Toll	34,337	0	0	34,337	30,903	6,809	27,528	34,337	0
	<b>TOTAL UTILITIES</b>	<b>317,773</b>	<b>0</b>	<b>0</b>	<b>317,773</b>	<b>285,995</b>	<b>261,901</b>	<b>55,872</b>	<b>317,773</b>	<b>0</b>
701		0	0	0	0	0	0	0	0	0
450		794,999	0	90,000	884,999	789,999	436,725	448,274	884,999	0
	<b>TOTAL</b>	<b>8,132,517</b>	<b>0</b>	<b>0</b>	<b>8,132,517</b>	<b>4,847,017</b>	<b>3,931,495</b>	<b>4,020,923</b>	<b>7,952,417</b>	<b>180,100</b>

As of March 31, 2014

	UNCLASSIFIED	CLASSIFIED	CONTRACT	OTHER (LTA)
FILLED/WARM BODIES	0	59	0	2
VACANT (FUNDED)	0	3	0	0
	<b>0</b>	<b>62</b>	<b>0</b>	<b>2</b>

1/ a) Indicate on a separate sheet, each amount expended for: 1) prior year obligation(s); 2) emergency authorization(s); 3) promised compensation/acting or detail pay  
b) Info from AS400 was used to determine the amounts reflected.

OFB/Departmental Funding/Expenditure Fact Sheet  
(GUAM HIGHWAY FUND)

Department/Agency: Department of Public Works  
Division/Program: Bus Operations - Fuel  
AS400 account number: 5205A141030SE206

Department/Agency Head Certification  
as to the accuracy of information contained herein:

CARLA DOMINGUEZ  
Director Name (Print)

4/16/14  
Date

Signature

As of March 31, 2014

FY 2014

AS400 Account Code	Appropriation Classification	FY 2014								
		A	B	C	D	E	F	G	H	I
		FY 2014 Appropriations (P.L. 32-068)	FY 2013 Authorized Lapse Carried Over/ Continued into FY 2014	FY 2014 Governor's Transfer +/-	Total FY 2014 Spending Authorized (A)+(B)+(C)	FY 2014 YTD Allotment	FY 2014 YTD Expenditures/ Encumbrances 1/	FY 2014 Projected Expenditures 2 Qtrs Remaining	FY 2014 Total Expenditures/ Encumbrances (F)+(G)	FY 2014 Available Projected Balance (D)-(H)
111	Regular Salaries/Increments	0	0	0	0	0	0	0	0	0
112	Overtime/Special Pay	0	0	0	0	0	0	0	0	0
113	Benefits	0	0	0	0	0	0	0	0	0
	<b>TOTAL PERSONNEL SERVICES</b>	<b>0</b>	<b>0</b>	<b>0</b>	<b>0</b>	<b>0</b>	<b>0</b>	<b>0</b>	<b>0</b>	<b>0</b>
220	TRAVEL- Off-Island/Local Mileage Reimbursements	0	0	0	0	0	0	0	0	0
230	CONTRACTUAL SERVICES	0	0	0	0	0	0	0	0	0
233	OFFICE SPACE RENTAL	0	0	0	0	0	0	0	0	0
240	SUPPLIES & MATERIALS	1,150,762	0	0	1,150,762	517,844	429,490	721,272	1,150,762	0
250	EQUIPMENT	0	0	0	0	0	0	0	0	0
270	WORKER'S COMPENSATION	0	0	0	0	0	0	0	0	0
271	Drug Testing Charges	0	0	0	0	0	0	0	0	0
280	SUB-RECIPIENT/SUBGRANT	0	0	0	0	0	0	0	0	0
290	MISCELLANEOUS	0	0	0	0	0	0	0	0	0
	<b>TOTAL OPERATIONS</b>	<b>1,150,762</b>	<b>0</b>	<b>0</b>	<b>1,150,762</b>	<b>517,844</b>	<b>429,490</b>	<b>721,272</b>	<b>1,150,762</b>	<b>0</b>
361	Power	0	0	0	0	0	0	0	0	0
362	Water/Sewer	0	0	0	0	0	0	0	0	0
363	Telephone/Toil	0	0	0	0	0	0	0	0	0
	<b>TOTAL UTILITIES</b>	<b>0</b>	<b>0</b>	<b>0</b>	<b>0</b>	<b>0</b>	<b>0</b>	<b>0</b>	<b>0</b>	<b>0</b>
701		0	0	0	0	0	0	0	0	0
450		0	0	0	0	0	0	0	0	0
	<b>TOTAL</b>	<b>1,150,762</b>	<b>0</b>	<b>0</b>	<b>1,150,762</b>	<b>517,844</b>	<b>429,490</b>	<b>721,272</b>	<b>1,150,762</b>	<b>0</b>

As of March 31, 2014

FULL-TIME EQUIVALENCIES (FTE)	UNCLASSIFIED	CLASSIFIED	CONTRACT	OTHER (LTA)
FILLED/WARM BODIES				
VACANT (FUNDED)				
<b>TOTAL FTE</b>	<b>0</b>	<b>0</b>	<b>0</b>	<b>0</b>

1/ a) Indicate on a separate sheet, each amount expended for: 1) prior year obligation(s); 2) emergency authorization(s); 3) promised compensation/acting or detail pay  
b) Info from AS400 was used to determine the amounts reflected.

OFB/Departmental Funding/Expenditure Fact Sheet  
(GUAM HIGHWAY FUND)

Department/Agency: Department of Public Works  
Division/Program: Highway Division  
AS400 account number: 5208A141060SE268

Department/Agency Head Certification as to the accuracy of information contained herein:	
Signature	CARLY D. DOMINGUEZ Director (Print) 4/16/14 Date

As of March 31, 2014										
FY 2014										
		A	B	C	D	E	F	G	H	I
AS400 Account Code	Appropriation Classification	FY 2014 Appropriations (PL32-68)	FY 2013 Authorized Lapse Carried Over/ Continued into FY 2014	FY 2014 Governor's Transfer +/-	Total FY 2014 Spending Authorized (A)+(B)+(C)	FY 2014 YTD Allotment	FY 2014 YTD Expenditures/ Encumbrances I/	FY 2014 Projected Expenditures 2 (Qtr) Remaining (13.7 pp)	FY 2014 Total Expenditures/ Encumbrances (F)+(G)	FY 2014 Available Projected Balance (D)-(H)
111	Regular Salaries/Increments	1,801,739	0	0	1,801,739	900,868	811,497	894,340	1,705,837	95,902
112	Overtime/Special Pay	87,163	0	0	87,163	78,329	6,401	80,762	87,163	0
113	Benefits	734,573	0	0	734,573	367,288	308,294	342,081	650,375	84,198
	<b>TOTAL PERSONNEL SERVICES</b>	<b>2,623,475</b>	<b>0</b>	<b>0</b>	<b>2,623,475</b>	<b>1,346,485</b>	<b>1,126,192</b>	<b>1,317,183</b>	<b>2,443,375</b>	<b>180,100</b>
220	TRAVEL- Off-Island/Local Mileage Reimbursements	0	0	0	0	0	0	0	0	0
230	CONTRACTUAL SERVICES:	542,876	0	(700)	542,176	487,888	453,789	88,387	542,176	0
233	OFFICE SPACE RENTAL:	0	0	0	0	0	0	0	0	0
240	SUPPLIES & MATERIALS:	493,662	0	0	493,662	246,832	257,212	236,451	493,662	0
250	EQUIPMENT:	26,000	0	0	26,000	23,400	16,500	9,500	26,000	0
270	WORKER'S COMPENSATION	750	0	0	750	750	0	750	750	0
271	DRUG TESTING	0	0	700	700	700	120	580	700	0
280	SUB-RECIPIENT/SUBGRANT:	0	0	0	0	0	0	0	0	0
290	MISCELLANEOUS:	0	0	0	0	0	0	0	0	0
	<b>TOTAL OPERATIONS</b>	<b>1,063,288</b>	<b>0</b>	<b>0</b>	<b>1,063,288</b>	<b>759,570</b>	<b>727,620</b>	<b>335,668</b>	<b>1,063,288</b>	<b>0</b>
361	Power	283,436	0	0	283,436	255,092	255,092	28,344	283,436	0
362	Water/Sewer	0	0	0	0	0	0	0	0	0
363	Telephone/Toll	27,867	0	0	27,867	25,080	4,927	22,940	27,867	0
	<b>TOTAL UTILITIES</b>	<b>311,303</b>	<b>0</b>	<b>0</b>	<b>311,303</b>	<b>280,172</b>	<b>260,019</b>	<b>51,284</b>	<b>311,303</b>	<b>0</b>
701		0	0	0	0	0	0	0	0	0
450		499,999	0	0	499,999	449,999	100,000	399,999	499,999	0
	<b>TOTAL</b>	<b>4,498,065</b>	<b>0</b>	<b>0</b>	<b>4,498,065</b>	<b>2,836,226</b>	<b>2,213,832</b>	<b>2,104,133</b>	<b>4,317,965</b>	<b>180,100</b>

As of March 31, 2014				
	UNCLASSIFIED	CLASSIFIED	CONTRACT	OTHER (LTA)
FILLED/WARM BODIES	0	43		2
VACANT (FUNDED)				
<b>TOTAL FTE's</b>	<b>0</b>	<b>43</b>	<b>0</b>	<b>2</b>

I/ a) Indicate on a separate sheet, each amount expended for: 1) prior year obligations(s); 2) emergency authorization(s); 3) promised compensation/acting or detail pay  
b) Info from AS400 was used to determine the amounts reflected.

OFB/Departmental Funding/Expenditure Fact Sheet  
(GUAM HIGHWAY FUND)

Department/Agency: Department of Public Works  
Division/Program: Transportation Maintenance  
AS400 account number: 5208A141026GA207

Department/Agency Head Certification as to the accuracy of information contained herein:	
CARLY DOMINGUEZ Director Name (Print)	
Signature	Date 4/16/14

As of March 31, 2014										
FY 2014										
		A	B	C	D	E	F	G	H	I
AS400 Account Code	Appropriation Classification	FY 2014 Appropriations (P.L. 32-068)	FY 2013 Authorized Lapse Carried Over/ Continued into FY 2014	FY 2014 Governor's Transfer +/-	Total FY 2014 Spending Authorized (A)+(B)+(C)	FY 2014 YTD Allotment	FY 2014 YTD Expenditures/ Encumbrances 1/	FY 2014 Projected Expenditures 2 Qtrs Remaining	FY 2014 Total Expenditures/ Encumbrances (F)+(G)	FY 2014 Available Projected Balance (D)-(H)
111	Regular Salaries/Increments	688,362	0	0	688,362	344,181	276,886	411,476	688,362	0
112	Overtime/Special Pay	63,825	0	0	63,825	40,000	20,143	43,682	63,825	0
113	Benefits	279,467	0	0	279,467	139,731	118,258	161,209	279,467	0
	<b>TOTAL PERSONNEL SERVICES</b>	<b>1,031,654</b>	<b>0</b>	<b>0</b>	<b>1,031,654</b>	<b>523,912</b>	<b>415,287</b>	<b>616,367</b>	<b>1,031,654</b>	<b>0</b>
220	TRAVEL- Off-Island/Local Mileage Reimbursements	0	0	0	0	0	0	0	0	0
230	CONTRACTUAL SERVICES:	189,904	0	0	189,904	170,914	106,738	83,166	189,904	0
233	OFFICE SPACE RENTAL:	0	0	0	0	0	0	0	0	0
240	SUPPLIES & MATERIALS:	960,662	0	(110,000)	850,662	432,298	417,842	432,820	850,662	0
250	EQUIPMENT:	0	0	20,000	20,000	20,000	9,699	10,301	20,000	0
270	WORKER'S COMPENSATION	0	0	0	0	0	0	0	0	0
271	Drug Testing Charges	0	0	0	0	0	0	0	0	0
280	SUB-RECIPIENT/SUBGRANT:	0	0	0	0	0	0	0	0	0
290	MISCELLANEOUS:	0	0	0	0	0	0	0	0	0
	<b>TOTAL OPERATIONS</b>	<b>1,150,566</b>	<b>0</b>	<b>(90,000)</b>	<b>1,060,566</b>	<b>623,212</b>	<b>534,278</b>	<b>526,288</b>	<b>1,060,566</b>	<b>0</b>
361	Power	0	0	0	0	0	0	0	0	0
362	Water/Sewer	0	0	0	0	0	0	0	0	0
363	Telephone/Toll	6,470	0	0	6,470	5,823	1,882	4,588	6,470	0
	<b>TOTAL UTILITIES</b>	<b>6,470</b>	<b>0</b>	<b>0</b>	<b>6,470</b>	<b>5,823</b>	<b>1,882</b>	<b>4,588</b>	<b>6,470</b>	<b>0</b>
701		0	0	0	0	0	0	0	0	0
450		295,000	0	90,000	385,000	340,000	336,725	48,275	385,000	0
	<b>TOTAL</b>	<b>2,483,690</b>	<b>0</b>	<b>0</b>	<b>2,483,690</b>	<b>1,492,947</b>	<b>1,288,172</b>	<b>1,195,518</b>	<b>2,483,690</b>	<b>0</b>

As of March 31, 2014										
	UNCLASSIFIED	CLASSIFIED	CONTRACT	OTHER (LTA)						
FILLED/WARM BODIES		16								
VACANT (FUNDED)	0	3	0	0						
		19								

1/ a) Indicate on a separate sheet, each amount expended for: 1) prior year obligation(s); 2) emergency authorization(s); 3) promised compensation/acting or detail pay  
b) Info from AS400 was used to determine the amounts reflected.

OFB/Departmental Funding/Expenditure Fact Sheet  
(SPECIAL FUND)

Department/Agency: Department of Public Works  
Division/Program: Highway Division - Flood Mitigation and Other Purposes  
AS400 Account No: 5208D131090FM\*\*\*

Department/Agency Head Certification as to the accuracy of information contained herein:	
CARL V. DOMINGUEZ Director Name (Print)	
Signature	4/16/14 Date

		As of March 31, 2014								
		FY 2014								
		A	B	C	D	E	F	G	H	I
AS400 Account Code	Appropriation Classification	FY 2014 Appropriations	FY 2013 Authorized Lapse Carried Over/ Continued into FY 2014 (P.L. 32-053)	FY 2014 Governor's Transfer +/-	Total FY 2014 Spending Authorized (A)+(B)+(C)	FY 2014 YTD Allotment	FY 2014 YTD Expenditures/ Encumbrances 1/	FY 2014 Projected Expenditures 2 Qtrs Remaining	FY 2014 Total Expenditures/ Encumbrances (F)+(G)	FY 2014 Available Projected Balance (D)-(H)
<b>PERSONNEL SERVICES</b>										
111	Regular Salaries/Incentives	0			0				0	0
112	Overtime/Special Pay	0			0				0	0
113	Benefits	0			0				0	0
	<b>TOTAL PERSONNEL SERVICES</b>	<b>0</b>	<b>0</b>	<b>0</b>	<b>0</b>	<b>0</b>	<b>0</b>	<b>0</b>	<b>0</b>	<b>0</b>
<b>OPERATIONS</b>										
220	TRAVEL- Off-Island/Local Mileage Reimbursements	0			0				0	0
230	CONTRACTUAL SERVICES:	0	3,400,000	0	3,400,000	3,400,000	384,800	3,015,200	3,400,000	0
233	OFFICE SPACE RENTAL:	0			0				0	0
240	SUPPLIES & MATERIALS:	0			0				0	0
250	EQUIPMENT:	0			0				0	0
270	WORKER'S COMPENSATION	0			0				0	0
271	Drug Testing Charges	0			0				0	0
280	SUB-RECIPIENT/SUBGRANT:	0			0				0	0
290	MISCELLANEOUS:	0			0				0	0
	<b>TOTAL OPERATIONS</b>	<b>0</b>	<b>3,400,000</b>	<b>0</b>	<b>3,400,000</b>	<b>3,400,000</b>	<b>384,800</b>	<b>3,015,200</b>	<b>3,400,000</b>	<b>0</b>
<b>UTILITIES</b>										
361	Power	0			0				0	0
362	Water/Sewer	0			0				0	0
363	Telephone/Toll	0			0				0	0
	<b>TOTAL UTILITIES</b>	<b>0</b>	<b>0</b>	<b>0</b>	<b>0</b>	<b>0</b>	<b>0</b>	<b>0</b>	<b>0</b>	<b>0</b>
701		0			0				0	0
450		0			0				0	0
	<b>TOTAL</b>	<b>0</b>	<b>3,400,000</b>	<b>0</b>	<b>3,400,000</b>	<b>3,400,000</b>	<b>384,800</b>	<b>3,015,200</b>	<b>3,400,000</b>	<b>0</b>

		As of March 31, 2014			
		UNCLASSIFIED	CLASSIFIED	CONTRACT	OTHER (LTA)
FILLED/WARM BODIES					
VACANT (FUNDED)					
<b>TOTAL FTE'S</b>		<b>0</b>	<b>0</b>	<b>0</b>	<b>0</b>

1/ a) Indicate on a separate sheet, each amount expended for: 1) prior year obligation(s); 2) emergency authorization(s); 3) promised compensation/acting or detail pay  
b) Info from AS400 was used to determine the amounts reflected.



OFB/Departmental Funding/Expenditure Fact Sheet  
(SPECIAL FUND)

Department/Agency: Department of Public Works  
Division/Program: Highway Division - Acquisition of Property for the Tiyan Parkway Project  
AS400 Account No: 5208C131060GA212

Department/Agency Head Certification as to the accuracy of information contained herein:	
CARL V. DOMINGUEZ Director Name (Print)	
Signature	Date 4/16/14

		As of March 31, 2014								
		FY 2014								
		A	B	C	D	E	F	G	H	I
AS400 Account Code	Appropriation Classification	FY 2014 Appropriations (P.L. 32-041)	FY 2013 Authorized Lapse Carried Over/ Continued into FY 2014	FY 2014 Governor's Transfer +/-	Total FY 2014 Spending Authorized (A)+(B)+(C)	FY 2014 YTD Allotment	FY 2014 YTD Expenditures/ Encumbrances 1/	FY 2014 Projected Expenditures 2 Qtrs Remaining	FY 2014 Total Expenditures/ Encumbrances (P)+(G)	FY 2014 Available Projected Balance (D)-(H)
<b>PERSONNEL SERVICES</b>										
111	Regular Salaries/Increments	0			0				0	0
112	Overtime/Special Pay	0			0				0	0
113	Benefits	0			0				0	0
	<b>TOTAL PERSONNEL SERVICES</b>	<b>0</b>	<b>0</b>	<b>0</b>	<b>0</b>	<b>0</b>	<b>0</b>	<b>0</b>	<b>0</b>	<b>0</b>
<b>OPERATIONS</b>										
220	TRAVEL- Off-Island/Local Mileage Reimbursements	0			0				0	0
230	CONTRACTUAL SERVICES:	0	0	0	0	0			0	0
233	OFFICE SPACE RENTAL:	0			0				0	0
240	SUPPLIES & MATERIALS:	0			0				0	0
250	EQUIPMENT:	0			0				0	0
270	WORKER'S COMPENSATION	0			0				0	0
271	Drug Testing Charges	0			0				0	0
280	SUB-RECEIPT/SUBGRANT:	0			0				0	0
290	MISCELLANEOUS:	0			0				0	0
	<b>TOTAL OPERATIONS</b>	<b>0</b>	<b>0</b>	<b>0</b>	<b>0</b>	<b>0</b>	<b>0</b>	<b>0</b>	<b>0</b>	<b>0</b>
<b>UTILITIES</b>										
361	Power	0			0				0	0
362	Water/Sewer	0			0				0	0
363	Telephone/Toll	0			0				0	0
	<b>TOTAL UTILITIES</b>	<b>0</b>	<b>0</b>	<b>0</b>	<b>0</b>	<b>0</b>	<b>0</b>	<b>0</b>	<b>0</b>	<b>0</b>
701		0			0				0	0
450		500,000		0	500,000			500,000	500,000	0
	<b>TOTAL</b>	<b>500,000</b>	<b>0</b>	<b>0</b>	<b>500,000</b>	<b>0</b>	<b>0</b>	<b>500,000</b>	<b>500,000</b>	<b>0</b>

		As of March 31, 2014			
		UNCLASSIFIED	CLASSIFIED	CONTRACT	OTHER (LTA)
FILLED/WARM BODIES					
VACANT (FUNDED)					
<b>TOTAL LTES</b>		<b>0</b>	<b>0</b>	<b>0</b>	<b>0</b>

1/ a) Indicate on a separate sheet, each amount expended for: 1) prior year obligation(s); 2) emergency authorization(s); 3) promised compensation/acting or detail pay  
b) Info from AS400 was used to determine the amounts reflected.

OFB Departmental Funding/Expenditure Fact Sheet  
Special Fund

Fund Name: Building & Design Fee Account Summary

Department/Agency: Department of Public Works

Department/Agency Head Certification  
as to the accuracy of information contained herein:

CARLOS DOMINGUEZ  
Director (Print)

Signature

Date

As of March 31, 2014

FY 2014

AS400 Account Code	Appropriation Classification	As of March 31, 2014									
		FY 2014 Appropriations PL 32-068	FY 2013 Authorized Lapse Carried Over/ Continued into FY 2014	FY 2014 Governor's Transfer +/-	Total FY 2014 Spending Authorized (G)+(H)+(I)	FY 2014 YTD Allotment	FY 2014 YTD Expenditures/ Encumbrances 1/	FY 2014 Projected Expenditures 2 Qtrs Remaining	FY 2014 Total Expenditures/ Encumbrances (F)+(G)	FY 2014 Available Projected Balance (D)-(H)	
<b>PERSONNEL SERVICES</b>											
111	Regular Salaries/Increments	201,559	1,408	46,964	249,931	162,772	98,053	139,130	237,183	12,748	
112	Overtime/Special Pay	0	0	0	0	0	0	0	0	0	
113	Benefits	87,407	93	31,622	119,122	74,519	39,079	63,058	102,137	16,985	
	<b>TOTAL PERSONNEL SERVICES</b>	<b>288,966</b>	<b>1,502</b>	<b>78,586</b>	<b>369,054</b>	<b>237,292</b>	<b>137,132</b>	<b>202,188</b>	<b>339,320</b>	<b>29,733</b>	
<b>OPERATIONS</b>											
220	TRAVEL- Off-Island/Local Mileage Reimbursements	0	0	0	0	0	0	0	0	0	
230	CONTRACTUAL SERVICES:	146,412	30,735	(25,000)	152,147	137,312	59,081	93,067	152,147	0	
233	OFFICE SPACE RENTAL:	0	0	0	0	0	0	0	0	0	
240	SUPPLIES & MATERIALS:	26,200	5,727	0	31,927	17,519	9,129	22,799	31,927	0	
250	EQUIPMENT:	10,000	34,229	0	44,229	34,229	21,659	22,570	44,229	0	
270	WORKERS COMPENSATION	500	0	0	500	500	0	500	500	0	
271	DRUG TESTING CHARGES	1,875	0	0	1,875	1,875	0	1,875	1,875	0	
280	SUB-RECIPIENT/SUBGRANT:	0	0	0	0	0	0	0	0	0	
290	MISCELLANEOUS:	0	0	0	0	0	0	0	0	0	
	<b>TOTAL OPERATIONS</b>	<b>184,987</b>	<b>70,692</b>	<b>(25,000)</b>	<b>230,679</b>	<b>191,436</b>	<b>89,869</b>	<b>140,810</b>	<b>230,679</b>	<b>0</b>	
<b>UTILITIES</b>											
361	Power	40,000	527	0	40,527	36,527	36,527	4,000	40,527	0	
362	Water/Sewer	0	0	0	0	0	0	0	0	0	
363	Telephone/Toll	19,000	1,062	0	20,062	18,162	9,584	10,478	20,062	0	
	<b>TOTAL UTILITIES</b>	<b>59,000</b>	<b>1,589</b>	<b>0</b>	<b>60,589</b>	<b>54,689</b>	<b>46,111</b>	<b>14,478</b>	<b>60,589</b>	<b>0</b>	
701	<b>TRAVEL LOGS</b>	0	0	0	0	0	0	0	0	0	
450	<b>CAPITAL OUTLAY</b>	64,066	1,066	0	65,132	65,132	63,000	2,132	65,132	0	
	<b>TOTAL</b>	<b>597,019</b>	<b>74,849</b>	<b>53,586</b>	<b>725,454</b>	<b>548,549</b>	<b>336,112</b>	<b>359,608</b>	<b>695,720</b>	<b>29,733</b>	

As of March 31, 2014

FULL-TIME EMPLOYEES (FTE)	As of March 31, 2014			
	UNCLASSIFIED	CLASSIFIED	CONTRACT	OTHER
FILLED/WARM BODIES	0	5	0	0
VACANT (FUNDED)	0	0	0	0
<b>TOTAL FTE'S</b>	<b>0</b>	<b>5</b>	<b>0</b>	<b>0</b>

1/ a) Indicate on a separate sheet, each amount expended for: 1) prior year obligation(s); 2) emergency authorization(s); 3) promised compensation/acting or detail pay  
b) Information from AS400 was used to determine the amounts reflected.

OFB Departmental Funding/Expenditure Fact Sheet  
Special Fund

Fund Name: Building & Design Fee Account

Department/Agency: Department of Public Works  
Division/Program: Capital Improvement Projects - Building Permits & Inspection Section  
AS400 account number: 5235C141010GA202

Department/Agency Head Certification  
as to the accuracy of information contained herein:

CARLOS DOMINGUEZ  
Director Name (Print)

Signature

Date

As of March 31, 2014  
FY 2014

AS400 Account Code	Appropriation Classification	FY 2014 Appropriations PL 32-068	FY 2013 Authorized Lapse Carried Over/ Continued into FY 2014	FY 2014 Governor's Transfer +/-	Total FY 2014 Spending Authorized (G)+(H)+(I)	FY 2014 YTD Allotment	FY 2014 YTD Expenditures/ Encumbrances 1/	FY 2014 Projected Expenditures 2 Qtrs Remaining	FY 2014 Total Expenditures/ Encumbrances (F+G)	FY 2014 Available Projected Balance (D)-(H)
<b>PERSONNEL SERVICES</b>										
111	Regular Salaries/Increments	201,559	0	10,000	211,559	124,400	98,053	139,130	237,183	(25,624)
112	Overtime/Special Pay	0	0	0	0	0	0	0	0	0
113	Benefits	87,407	0	15,000	102,407	57,804	39,079	63,058	102,137	270
	<b>TOTAL PERSONNEL SERVICES</b>	<b>288,966</b>	<b>0</b>	<b>25,000</b>	<b>313,966</b>	<b>182,204</b>	<b>137,132</b>	<b>262,188</b>	<b>339,320</b>	<b>(25,354)</b>
<b>OPERATIONS</b>										
220	TRAVEL - Off-Island/Local Mileage Reimbursements	0	0	0	0	0	0	0	0	0
230	CONTRACTUAL SERVICES:	146,412	0	(25,000)	121,412	106,577	29,762	91,650	121,412	0
233	OFFICE SPACE RENTAL:	0	0	0	0	0	0	0	0	0
240	SUPPLIES & MATERIALS:	26,200	0	0	26,200	11,792	4,869	21,331	26,200	0
250	EQUIPMENT:	10,000	0	0	10,000	0	0	10,000	10,000	0
270	WORKER'S COMPENSATION	500	0	0	500	500	0	500	500	0
271	DRUG TESTING CHARGES	1,875	0	0	1,875	1,875	0	1,875	1,875	0
280	SUB-RECIPIENT/SUBGRANT:	0	0	0	0	0	0	0	0	0
290	MISCELLANEOUS:	0	0	0	0	0	0	0	0	0
	<b>TOTAL OPERATIONS</b>	<b>184,987</b>	<b>0</b>	<b>(25,000)</b>	<b>159,987</b>	<b>120,744</b>	<b>34,630</b>	<b>125,357</b>	<b>159,987</b>	<b>0</b>
<b>UTILITIES</b>										
361	Power	40,000	0	0	40,000	36,000	36,000	4,000	40,000	0
362	Water/Sewer	0	0	0	0	0	0	0	0	0
363	Telephone/Toll	19,000	0	0	19,000	17,100	8,842	10,158	19,000	0
	<b>TOTAL UTILITIES</b>	<b>59,000</b>	<b>0</b>	<b>0</b>	<b>59,000</b>	<b>53,100</b>	<b>44,842</b>	<b>14,158</b>	<b>59,000</b>	<b>0</b>
701	<b>INDIRECT COST</b>	<b>0</b>	<b>0</b>	<b>0</b>	<b>0</b>	<b>0</b>	<b>0</b>	<b>0</b>	<b>0</b>	<b>0</b>
450	<b>CAPITAL OUTLAY</b>	<b>64,066</b>	<b>0</b>	<b>0</b>	<b>64,066</b>	<b>64,066</b>	<b>63,000</b>	<b>1,066</b>	<b>64,066</b>	<b>0</b>
	<b>TOTAL</b>	<b>597,019</b>	<b>0</b>	<b>0</b>	<b>597,019</b>	<b>420,114</b>	<b>279,604</b>	<b>342,769</b>	<b>622,373</b>	<b>(25,354)</b>

As of March 31, 2014

FULL-TIME EQUIVALENCIES (FTE'S)	UNCLASSIFIED	CLASSIFIED	CONTRACT	OTHER
FILLED/WARM BODIES	0	5	0	0
VACANT (FUNDED)	0	0	0	0
<b>TOTAL FTE'S</b>	<b>0</b>	<b>5</b>	<b>0</b>	<b>0</b>

1/ a) Indicate on a separate sheet, each amount expended for: 1) prior year obligation(s); 2) emergency authorization(s); 3) promised compensation/acting or detail pay  
b) Information from AS400 was used to determine the amounts reflected.

OFB Departmental Funding/Expenditure Fact Sheet  
Special Fund

Fund Name: Building & Design Fee Account

Department/Agency: Department of Public Works  
Division/Program: Capital Improvement Projects - Building Permits & Inspection Section  
AS400 account number: 5235C131010GA102

Department/Agency Head Certification  
as to the accuracy of information contained herein:

CARL DOMINGUEZ  
Director Name (Print)

#C  
Signature

9/14/14  
Date

As of March 31, 2014										
FY 2014										
AS400 Account Code	Appropriation Classification	FY 2014 Appropriations PL 32-068	FY 2013 Authorized Lapse Carried Over/ Continued into FY 2014 (P.L. 31-233)	FY 2014 Governor's Transfer +/-	Total FY 2014 Spending Authorized (G)+(H)+(I)	FY 2014 YTD Allotment	FY 2014 YTD Expenditures/ Encumbrances 1/	FY 2014 Projected Expenditures 2 Qtrs Remaining	FY 2014 Total Expenditures/ Encumbrances (F)+(G)	FY 2014 Available Projected Balance (D)-(B)
<b>PERSONNEL SERVICES</b>										
111	Regular Salaries/Increments	0	1,408	36,964	38,372	38,372	0	0	0	38,372
112	Overtime/Special Pay	0	0	0	0	0	0	0	0	0
113	Benefits	0	93	16,622	16,715	16,715	0	0	0	16,715
TOTAL PERSONNEL SERVICES		0	1,502	53,586	55,088	55,088	0	0	0	55,088
<b>OPERATIONS</b>										
220	TRAVEL- Off-Island/Local Mileage Reimbursements	0	0	0	0	0	0	0	0	0
230	CONTRACTUAL SERVICES	0	909	0	909	909	0	909	909	0
233	OFFICE SPACE RENTAL	0	0	0	0	0	0	0	0	0
240	SUPPLIES & MATERIALS	0	4,255	0	4,255	4,255	2,788	1,467	4,255	0
250	EQUIPMENT	0	13,703	0	13,703	13,703	8,694	5,009	13,703	0
270	WORKER'S COMPENSATION	0	0	0	0	0	0	0	0	0
271	DRUG TESTING CHARGES	0	0	0	0	0	0	0	0	0
280	SUB-RECIPIENT/SUBGRANT	0	0	0	0	0	0	0	0	0
290	MISCELLANEOUS	0	0	0	0	0	0	0	0	0
TOTAL OPERATIONS		0	18,867	0	18,867	18,867	11,483	7,384	18,867	0
<b>UTILITIES</b>										
361	Power	0	527	0	527	527	527	0	527	0
362	Water/Sewer	0	0	0	0	0	0	0	0	0
363	Telephone/Toll	0	698	0	698	698	443	255	698	0
TOTAL UTILITIES		0	1,225	0	1,225	1,225	970	255	1,225	0
701	INDEMNITY	0	0	0	0	0	0	0	0	0
450	CAPITAL OUTLAY	0	1,066	0	1,066	1,066	0	1,066	1,066	0
TOTAL		0	32,659	53,586	76,245	76,245	12,453	8,705	21,158	55,088
<b>PERSONNEL SERVICES - FTE</b>										
As of March 31, 2014										
	UNCLASSIFIED	CLASSIFIED	CONTRACT	OTHER						
FILLED/WARM BODIES		0	0	0	0					
VACANT (FUNDED)		0	0	0	0					
TOTAL FTE		0	0	0	0					

1/ a) Indicate on a separate sheet, each amount expended for: 1) prior year obligation(s); 2) emergency authorization(s); 3) promised compensation/acting or detail pay  
b) Information from AS400 was used to determine the amounts reflected.

OFB Departmental Funding/Expenditure Fact Sheet  
Special Fund

Fund Name: Building & Design Fee Account

Department/Agency: Department of Public Works  
Division/Program: Capital Improvement Projects - Building Permits & Inspection Section  
AS400 account number(s): 5235A121010GA201/5235C121010GA202  
Fund: DPW Bldg. and Design Fund "A" to DPW Bldg and Design Fee Account "C"

Department/Agency Head Certification  
as to the accuracy of information contained herein:

CAROL DOMÍNGUEZ  
Director/Name (Print)

4/16/14  
Date

Signature

As of March 31, 2014  
FY 2014



AS400 Account Code	Appropriation Classification	FY 2014 Appropriations PL 32-068	FY 2013 Authorized Lapse Carried Over/ Continued into FY 2014 (P.L. 31-233)	FY 2014 Governor's Transfer +/-	Total FY 2014 Spending Authorized (G)+(H)+(I)	FY 2014 YTD Allotment	FY 2014 YTD Expenditures/ Encumbrances 1/	FY 2014 Projected Expenditures 2 Qtrs Remaining	FY 2014 Total Expenditures/ Encumbrances (F)+(G)	FY 2014 Available Projected Balance (D)-(H)
<b>PERSONNEL SERVICES</b>										
111	Regular Salaries/Increments	0	0	0	0	0	0	0	0	0
112	Overtime/Special Pay	0	0	0	0	0	0	0	0	0
113	Benefits	0	0	0	0	0	0	0	0	0
	<b>TOTAL PERSONNEL SERVICES</b>	0	0	0	0	0	0	0	0	0
<b>OPERATIONS</b>										
220	TRAVEL- Off-Island/Local Mileage Reimbursements	0	0	0	0	0	0	0	0	0
230	CONTRACTUAL SERVICES:	0	29,827	0	29,827	29,827	29,319	508	29,827	0
233	OFFICE SPACE RENTAL:	0	0	0	0	0	0	0	0	0
240	SUPPLIES & MATERIALS:	0	1,472	0	1,472	1,472	1,472	0	1,472	0
250	EQUIPMENT:	0	20,526	0	20,526	20,526	12,965	7,561	20,526	0
270	WORKER'S COMPENSATION	0	0	0	0	0	0	0	0	0
271	DRUG TESTING CHARGES	0	0	0	0	0	0	0	0	0
280	SUB-RECIPIENT/SUBGRANT:	0	0	0	0	0	0	0	0	0
290	MISCELLANEOUS:	0	0	0	0	0	0	0	0	0
	<b>TOTAL OPERATIONS</b>	0	51,825	0	51,825	51,825	43,756	8,069	51,825	0
<b>UTILITIES</b>										
361	Power	0	0	0	0	0	0	0	0	0
362	Water/Sewer	0	0	0	0	0	0	0	0	0
363	Telephone/Toll	0	365	0	365	365	300	65	365	0
	<b>TOTAL UTILITIES</b>	0	365	0	365	365	300	65	365	0
701	<b>TOTAL DEPOSITS</b>	0	0	0	0	0	0	0	0	0
450	<b>REVENUE OUTLAYS</b>	0	0	0	0	0	0	0	0	0
	<b>TOTAL BALANCE</b>	0	52,189	0	52,189	52,189	44,055	8,134	52,189	0
<b>PERSONNEL DATA</b>										
		As of March 31, 2014								
		UNCLASSIFIED	CLASSIFIED	CONTRACT	OTHER					
FILLED/WARM BODIES		0	0	0	0					
VACANT (FUNDED)		0	0	0	0					
<b>TOTAL FTE's</b>		0	0	0	0					

1/ a) Indicate on a separate sheet, each amount expended for: 1) prior year obligation(s); 2) emergency authorization(s); 3) promised compensation/acting or detail pay  
b) Information from AS400 was used to determine the amounts reflected.

**Department Funding Abstract for Non-appropriated Funds  
and Other Sources of Revenue**

Department /Agency: PUBLIC WORKS

Division: BUS OPERATIONS

<b>Certification as to completeness and accuracy</b>	
I certify that the information contained herein are true and correct:	
	
CARL V. DOMINGUEZ	
Department Head Name (Print)	
	
Signature	
4/16/14	
Date	
AS400 Print Out Attached? /XX/ YES / / NO	
If no, attach explanation sheet on reason for non-submittal.	

**Required Attachments:**

For "NON-APPROPRIATED FUNDS" AND "OTHER SOURCES OF REVENUES", attach copy of FY 2014 AS400 print out ("unaudited" if audited statements are not available), and latest AS400 print out for FY2014.

**Note: List fund source individually.**

Object Classification	No. of FTEs	Non-Appropriated Fund Name (specify here): DEP-BUS OP SCHOOL BUS						Other Sources of Revenue (Specify here):				
		FY 2013 (as of 9/30/13)			FY2014 YTD (as of 03/31/14)			FY 2013 (as of 09/30/13)		FY2014 YTD (as of 09/31/14)		
		Revenue Allocation	Expend/Enc.	Balance (B)-(C)	Revenue Allocation	Expend/Enc.	Balance (E)-(F)	Revenues	Expend/Enc.	Revenues	Expend/Enc.	
(A)	(B)	(C)	(D)	(E)	(F)	(G)	(H)	(I)	(J)	(K)		
<b>PERSONNEL SERVICES</b>												
Regular Salaries/Increments				0.00	12,284.72	1,661.73	10,622.99	0	0	0	0	0
Overtime/Special Pay				0.00	74,775.88	2,565.58	72,210.30	0	0	0	0	0
Benefits				0.00	18,222.77	1,398.58	16,824.19	0	0	0	0	0
<b>Sub-total Personnel Svcs.</b>		0.00	0.00	0.00	105,283.37	5,625.89	99,657.48	0.00	0.00	0.00	0.00	0.00
<b>OPERATIONS</b>												
Travel Off-Is/Loc MI Reimb				0.00	1,890.48	0.00	1,890.48	0	0	0	0	0
Contractual Services				0.00	216,915.13	70,602.83	146,312.30	0	0	0	0	0
Office Space Rental				0.00	0.00	0.00	0.00	0	0	0	0	0
Supplies and Materials				0.00	71,501.70	31,274.44	40,227.26	0	0	0	0	0
Equipment				0.00	9,386.65	0.00	9,386.65	0	0	0	0	0
Workers Compensation				0.00	0.00	0.00	0.00	0	0	0	0	0
Drug Testing				0.00	8,408.00	1,360.00	7,048.00	0	0	0	0	0
Sub-recipient / Subgrant				0.00	0.00	0.00	0.00	0	0	0	0	0
Miscellaneous				0.00	0.00	0.00	0.00	0	0	0	0	0
<b>Sub-total Operations</b>		0.00	0.00	0.00	308,101.96	103,237.27	204,864.69	0.00	0.00	0.00	0.00	0.00
<b>UTILITIES</b>												
Power				0.00			0.00	0	0	0	0	0
Water/ Sewer				0.00			0.00	0	0	0	0	0
Telephone/ Toll				0.00	2,078.22	393.41	1,684.81	0	0	0	0	0
<b>Sub-total Utilities</b>		0.00	0.00	0.00	2,078.22	393.41	1,684.81	0.00	0.00	0.00	0.00	0.00
<b>CAPITAL OUTLAY</b>												
<b>Sub-total Capital Outlay</b>		0.00	0.00	0.00	3,500.00	0.00	3,500.00	0.00	0.00	0.00	0.00	0.00
<b>TOTAL</b>		0.00	0.00	0.00	418,963.55	108,256.67	309,706.98	0.00	0.00	0.00	0.00	0.00

User ID : DPWADET  
 To date : 3/2014  
 Account : 5100X951022RS012  
 Dept/Division :

Exclude Object Codes:

Account Number	Account Name	YTD Allotment	YTD Expenditures	O/S Encumbrance	Available Funds	Unallotted Balance
5100X951022RS012111	DEP-BUS OP SCHOOL BUS	12,284.72	1,661.73		10,622.99	12,284.72-
5100X951022RS012112	DEP-BUS OP SCHOOL BUS	74,775.88	2,565.58		72,210.30	74,775.88-
5100X951022RS012113	5014.1995.101.X.9510.9994.000	18,222.77	1,398.58		16,824.19	18,222.77-
5100X951022RS012220	5014.1995.101.X.9510.9994.000	1,890.48			1,890.48	1,890.48-
5100X951022RS012230	DEP-BUS OP SCHOOL BUS	216,915.13	4,141.71	66,461.12	146,312.30	216,915.13-
5100X951022RS012240	DEP-BUS OP SCHOOL BUS	71,501.70		31,274.44	40,227.26	71,501.70-
5100X951022RS012250	DEP-BUS OP SCHOOL BUS	9,386.65			9,386.65	9,386.65-
5100X951022RS012270	DEP-BUS OP SCHOOL BUS					
5100X951022RS012271	DEP-BUS OP SCHOOL BUS	8,408.00	1,360.00		7,048.00	8,408.00-
5100X951022RS012363	DEP-BUS OP SCHOOL BUS	2,078.22		393.41	1,684.81	2,078.22-
5100X951022RS012450	DEP-BUS OP SCHOOL BUS	3,500.00			3,500.00	3,500.00-
5100X951022RS012800	DEP-BUS OP SCHOOL BUS	909,616.29 ✓	11,127.60 ✓		920,743.89 ✓	909,616.29-
<hr/>						
RS012 PROGRAM TOTALS	Count:	12				
	1,328,579.84			98,128.97	1,230,450.87	1,328,579.84-
<hr/>						
22 DIVISION TOTALS	Count:	12				
	1,328,579.84			98,128.97	1,230,450.87	1,328,579.84-
<hr/>						
10 DEPARTMENT TOTALS:	Count:	12				
	1,328,579.84			98,128.97	1,230,450.87	1,328,579.84-
<hr/>						
X95 APTYP+FY TOTALS:	Count:	12				
	1,328,579.84			98,128.97	1,230,450.87	1,328,579.84-
<hr/>						
100 FUND TOTALS:	Count:	12				
	1,328,579.84			98,128.97	1,230,450.87	1,328,579.84-
<hr/>						
FINAL TOTALS	Count:	12				
	1,328,579.84			98,128.97	1,230,450.87	1,328,579.84-


909,616.29  
 418,963.55

+ 11,127.60  
 109,256.57

- 920,743.89  
 309,706.98

OFB DEPARTMENTAL FUNDING/EXPENDITURE FACT SHEET  
 FUND NAME: RECYCLING REVOLVING FUND

Department/Agency: Department of Public Works  
 Division/Program: Transportation Maintenance - Tire Disposal Clean Up  
 AS400 account number: 5619C101029GA201

Department/Agency Head Certification  
 as to the accuracy of information contained herein:  
 CAROLY DOMINGUEZ  
 Director Name (Print)  
 Signature:   
 Date: 4/16/14

		As of March 31, 2014								
		FY 2014								
		A	B	C	D	E	F	G	H	I
AS400 Account Code	Appropriation Classification	FY 2014 Appropriations PL 32-068	FY 2013 Authorized Lapse Carried Over/ Continued into FY 2014 (CN02-00022)	FY 2014 Governor's Transfer +/-	Total FY 2014 Spending Authorized (G)+(H)+(I)	FY 2014 YTD Allotment	FY 2014 YTD Expenditures/ Encumbrances 1/	FY 2014 Projected Expenditures 2 Qtrs Remaining	FY 2014 Total Expenditures/ Encumbrances (F)+(G)	FY 2014 Available Projected Balance (D)-(H)
111	Regular Salaries/Increments	0	0	0	0	0	0	0	0	0
112	Overtime/Special Pay	0	0	0	0	0	0	0	0	0
113	Benefits	0	0	0	0	0	0	0	0	0
	<b>TOTAL PERSONNEL SERVICES</b>	0	0	0	0	0	0	0	0	0
220	TRAVEL - Off-Island/Local Mileage Reimbursements	0	0	0	0	0	0	0	0	0
230	CONTRACTUAL SERVICES	0	61,132	0	61,132	61,132	13,006	48,126	61,132	0
233	OFFICE SPACE RENTAL	0	0	0	0	0	0	0	0	0
240	SUPPLIES & MATERIALS	0	0	0	0	0	0	0	0	0
250	EQUIPMENT	0	0	0	0	0	0	0	0	0
270	WORKER'S COMPENSATION	0	0	0	0	0	0	0	0	0
271	DRUG TESTING CHARGES	0	0	0	0	0	0	0	0	0
280	SUB-RECIPIENT/SUBGRANT	0	0	0	0	0	0	0	0	0
290	MISCELLANEOUS	0	0	0	0	0	0	0	0	0
	<b>TOTAL OPERATIONS</b>	0	61,132	0	61,132	61,132	13,006	48,126	61,132	0
361	Power	0	0	0	0	0	0	0	0	0
362	Water/Sewer	0	0	0	0	0	0	0	0	0
363	Telephone/Toll	0	0	0	0	0	0	0	0	0
	<b>TOTAL UTILITIES</b>	0	0	0	0	0	0	0	0	0
701		0	0	0	0	0	0	0	0	0
450		0	0	0	0	0	0	0	0	0
		0	61,132	0	61,132	61,132	13,006	48,126	61,132	0

		As of March 31, 2014			
		UNCLASSIFIED	CLASSIFIED	CONTRACT	OTHER
FILLED/WARM BODIES		0	0	0	0
VACANT (FUNDED)		0	0	0	0
		0	0	0	0

1/ a) Indicate on a separate sheet, each amount expended for: 1) prior year obligation(s); 2) emergency authorization(s); 3) promised compensation/acting or detail pay  
 b) Information from AS400 was used to determine the amounts reflected.



OPB DEPARTMENTAL FUNDING/EXPENDITURE FACT SHEET  
 FUND NAME: INFRAStructure IMPROVEMENT BOND '97-CFF

Department/Agency Head Certification as to the accuracy of information contained herein:	
CARLY DOMINGUEZ Director Name (Print)	4/16/14 Date
<i>[Signature]</i>	

Department/Agency: Department of Public Works  
 Division/Program: Capital Improvement Projects - Upgrade Tumon Area Infrastructure  
 AS400 account number: S251D051015C1616

As of March 31, 2014

AS400 Account Code	Appropriation Classification	FY 2014								
		A	B	C	D	E	F	G	H	I
		FY 2014 Appropriations PL 32-068	FY 2013 Authorized Lapse Carried Over/ Continued into FY 2014 (P.L. 28-27)	FY 2014 Governor's Transfer +/-	Total FY 2014 Spending Authorized (G)+(H)+(I)	FY 2014 YTD Amount	FY 2014 YTD Expenditures/ Encumbrances I/	FY 2014 Projected Expenditures 2 Qtrs Remaining	FY 2014 Total Expenditures/ Encumbrances (F)+(G)	FY 2014 Available Projected Balance (D)-(H)
111	Regular Salaries/Increments	0	0	0	0	0	0	0	0	0
112	Overtime/Special Pay	0	0	0	0	0	0	0	0	0
113	Benefits	0	0	0	0	0	0	0	0	0
	<b>TOTAL PERSONNEL SERVICES</b>	0	0	0	0	0	0	0	0	0

220	TRAVEL- Off-Island/Local Mileage Reimbursements	0	0	0	0	0	0	0	0	0
230	CONTRACTUAL SERVICES	0	132,870	0	132,870	132,870	91,949	40,921	132,870	0
233	OFFICE SPACE RENTAL	0	0	0	0	0	0	0	0	0
240	SUPPLIES & MATERIALS	0	0	0	0	0	0	0	0	0
250	EQUIPMENT	0	0	0	0	0	0	0	0	0
270	WORKER'S COMPENSATION	0	0	0	0	0	0	0	0	0
271	DRUG TESTING CHARGES	0	0	0	0	0	0	0	0	0
280	SUB-RECIPIENT/SUBGRANT	0	0	0	0	0	0	0	0	0
290	MISCELLANEOUS	0	0	0	0	0	0	0	0	0
	<b>TOTAL OPERATIONS</b>	0	132,870	0	132,870	132,870	91,949	40,921	132,870	0

361	Power	0	0	0	0	0	0	0	0	0
362	Water/Sewer	0	0	0	0	0	0	0	0	0
363	Telephone/Toll	0	0	0	0	0	0	0	0	0
	<b>TOTAL UTILITIES</b>	0	0	0	0	0	0	0	0	0
701		0	0	0	0	0	0	0	0	0
450		0	0	0	0	0	0	0	0	0
		0	132,870	0	132,870	132,870	91,949	40,921	132,870	0

As of March 31, 2014

	UNCLASSIFIED	CLASSIFIED	CONTRACT	OTHER
FILLED/WARM BODIES	0	0	0	0
VACANT (FUNDED)	0	0	0	0
<b>TOTAL FEES</b>	0	0	0	0

l/ a) Indicate on a separate sheet, each amount expended for: 1) prior year obligation(s); 2) emergency authorization(s); 3) promised compensation/acting or detail pay  
 b) Information from AS400 was used to determine the amounts reflected.

OFB DEPARTMENTAL FUNDING/EXPENDITURE FACT SHEET  
 FUND NAME: LIMITED OBLIGATION HIGHWAY BOND 2001A-CFF

Department/Agency Head Certification  
 as to the accuracy of information contained herein:

*[Signature]*  
 Director Name (Print) **CARLY DOMINGUEZ**

**4/16/14**  
 Date

Signature \_\_\_\_\_ Date \_\_\_\_\_

Department/Agency: Department of Public Works  
 Division/Program: Division of Highways-Islandwide Street Restoration & Pothole Repairs (Primary Roads)  
 AS400 account number(s): 5224D061090IB0NA thru 5224D061090IB0S9 & 5224D061090IB2A1 thru 5224D061090IB2S4  
 5224D111090BA201 & 5224D111090GB202

		As of March 31, 2014								
		FY 2014								
AS400 Account Code	Appropriation Classification	A	B	C	D	E	F	G	H	I
		FY 2014 Appropriations PL 32-068	FY 2013 Authorized Lapse Carried Over/ Continued into FY 2014 (P.L. 28-68 & PL30-217)	FY 2014 Governor's Transfer +/-	Total FY 2014 Spending Authorized (G)+(H)+(I)	FY 2014 YTD Allotment	FY 2014 YTD Expenditures/ Encumbrances 1/	FY 2014 Projected Expenditures 2 Qtrs Remaining	FY 2014 Total Expenditures/ Encumbrances (F)+(G)	FY 2014 Available Projected Balance (D)-(H)
111	Regular Salaries/Increments	0	83	0	83	83	0	0	0	83
112	Overtime/Special Pay	0	20,755	0	20,755	20,755	0	0	0	20,755
113	Benefits	0	4,787	0	4,787	4,787	0	0	0	4,787
	<b>TOTAL PERSONNEL SERVICES</b>	<b>0</b>	<b>25,625</b>	<b>0</b>	<b>25,625</b>	<b>25,625</b>	<b>0</b>	<b>0</b>	<b>0</b>	<b>25,625</b>

220	TRAVEL- Off-Island/Local Mileage Reimbursements	0	0	0	0	0	0	0	0	0
230	CONTRACTUAL SERVICES:	0	360,206	0	360,206	360,206	0	0	0	360,206
233	OFFICE SPACE RENTAL:	0	0	0	0	0	0	0	0	0
240	SUPPLIES & MATERIALS:	0	16,900	0	16,900	16,900	0	0	0	16,900
250	EQUIPMENT:	0	0	0	0	0	0	0	0	0
270	WORKER'S COMPENSATION	0	0	0	0	0	0	0	0	0
271	DRUG TESTING CHARGES	0	0	0	0	0	0	0	0	0
280	SUB-RECIPIENT/SUBGRANT:	0	0	0	0	0	0	0	0	0
290	MISCELLANEOUS:	0	0	0	0	0	0	0	0	0
	<b>TOTAL OPERATIONS</b>	<b>0</b>	<b>377,106</b>	<b>0</b>	<b>377,106</b>	<b>377,106</b>	<b>0</b>	<b>0</b>	<b>0</b>	<b>377,106</b>

361	Power	0	0	0	0	0	0	0	0	0
362	Water/Sewer	0	0	0	0	0	0	0	0	0
363	Telephone/Toll	0	0	0	0	0	0	0	0	0
	<b>TOTAL UTILITIES</b>	<b>0</b>	<b>0</b>	<b>0</b>	<b>0</b>	<b>0</b>	<b>0</b>	<b>0</b>	<b>0</b>	<b>0</b>

701		0	0	0	0	0	0	0	0	0
-----	--	---	---	---	---	---	---	---	---	---

450		0	59,567	0	59,567	59,567	0	0	0	59,567
-----	--	---	--------	---	--------	--------	---	---	---	--------

		0	462,298	0	462,298	462,298	0	0	0	462,298
--	--	---	---------	---	---------	---------	---	---	---	---------

		As of March 31, 2014			
		UNCLASSIFIED	CLASSIFIED	CONTRACT	OTHER
FILLED/WARM BODIES		0	0	0	0
VACANT (FUNDED)		0	0	0	0
		0	0	0	0

1/ a) Indicate on a separate sheet, each amount expended for: 1) prior year obligation(s); 2) emergency authorization(s); 3) promised compensation/acting or detail pay  
 b) Information from AS400 was used to determine the amounts reflected.

OFB DEPARTMENTAL FUNDING/EXPENDITURE FACT SHEET  
 FUND NAME: LIMITED OBLIGATION HIGHWAY BOND 1991A-CFF

Department/Agency: Department of Public Works  
 Division/Program: Transportation Maintenance - Preventive Maintenance of Buses  
 AS400 account number: 5224A111020PM205

Department/Agency Head Certification as to the accuracy of information contained herein:	
CARL V. DOMINGUEZ Director (Public Priority)	4/16/14
Signature	Date

		As of March 31, 2014								
		FY 2014								
		A	B	C	D	E	F	G	H	I
AS400 Account Code	Appropriation Classification	FY 2014 Appropriations PL 32-068	FY 2013 Authorized Lapse Carried Over/ Continued into FY 2014 (P.L. 30-216/31-42/31-77)	FY 2014 Governor's Transfer +/-	Total FY 2014 Spending Authorized (G)+(H)+(I)	FY 2014 YTD Allocation	FY 2014 YTD Expenditures/ Encumbrances U	FY 2014 Projected Expenditures 2 Qtrs Remaining	FY 2014 Total Expenditures/ Encumbrances (F)+(G)	FY 2014 Available Projected Balance (D)-(H)
111	Regular Salaries/Increments	0	0	0	0	0	0	0	0	0
112	Overtime/Special Pay	0	20,319	0	20,319	20,319	4,182	16,136	20,319	0
113	Benefits	0	5,487	0	5,487	5,487	1,170	4,317	5,487	0
	<b>TOTAL PERSONNEL SERVICES</b>	0	25,807	0	25,807	25,807	5,353	20,454	25,807	0

220	TRAVEL - Off-Island/Local Mileage Reimbursements	0	0	0	0	0	0	0	0	0
230	CONTRACTUAL SERVICES:	0	0	0	0	0	0	0	0	0
233	OFFICE SPACE RENTAL:	0	0	0	0	0	0	0	0	0
240	SUPPLIES & MATERIALS:	0	4,157	0	4,157	4,157	0	4,157	4,157	0
250	EQUIPMENT:	0	0	0	0	0	0	0	0	0
270	WORKER'S COMPENSATION	0	0	0	0	0	0	0	0	0
271	DRUG TESTING CHARGES	0	0	0	0	0	0	0	0	0
280	SUB-RECIPIENT/SUBGRANT:	0	0	0	0	0	0	0	0	0
290	MISCELLANEOUS:	0	0	0	0	0	0	0	0	0
	<b>TOTAL OPERATIONS</b>	0	4,157	0	4,157	4,157	0	4,157	4,157	0

361	Power	0	0	0	0	0	0	0	0	0
362	Water/Sewer	0	0	0	0	0	0	0	0	0
363	Telephone/Toll	0	0	0	0	0	0	0	0	0
	<b>TOTAL UTILITIES</b>	0	0	0	0	0	0	0	0	0

701		0	0	0	0	0	0	0	0	0
450		0	0	0	0	0	0	0	0	0
		0	29,963	0	29,963	29,963	5,353	24,610	29,963	0

		As of March 31, 2014			
FULL-TIME EQUIVALENCES (FTE'S)		UNCLASSIFIED	CLASSIFIED	CONTRACT	OTHER
FILLED/WARM BODIES		0	0	0	0
VACANT (FUNDED)		0	0	0	0
		0	0	0	0

1/ a) Indicate on a separate sheet, each amount expended for: 1) prior year obligation(s); 2) emergency authorization(s); 3) promised compensation/acting or detail pay  
 b) Information from A-CFRS was used in determining the amounts reflected.

OFB Departmental Funding/Expenditure Fact Sheet  
Fund Name: Liquidation Highway Road 2981A-CPE

Department/Agency: Department of Public Works  
Division/Program: Transportation Maintenance - Tools & Equipment  
AS400 account number: 5224A111020EQ206

Department/Agency Head Certification  
as to the accuracy of information contained herein:  
CARL V. DOMESTICO  
Director (Print)  
Signature: *[Signature]* Date: 4/16/14

		As of March 31, 2014								
		FY 2014								
AS400 Account Code	Appropriation Classification	A	B	C	D	E	F	G	H	I
		FY 2014 Appropriations PL 32-068	FY 2013 Authorized Lapse Carried Over/ Continued into FY 2014 (P.L. 30-216/31-42/31-77)	FY 2014 Governor's Transfer +/-	Total FY 2014 Spending Authorized (G)+(H)+(I)	FY 2014 YTD Allotment	FY 2014 YTD Expenditures/ Encumbrances 1/	FY 2014 Projected Expenditures 2 Qtrs Remaining	FY 2014 Total Expenditures/ Encumbrances (F)+(G)	FY 2014 Available Projected Balance (D)-(H)

111	Regular Salaries/Increments	0	0	0	0	0	0	0	0	0
112	Overtime/Special Pay	0	0	0	0	0	0	0	0	0
113	Benefit	0	0	0	0	0	0	0	0	0
	<b>TOTAL PERSONNEL SERVICES</b>	0	0	0	0	0	0	0	0	0

220	TRAVEL - Off-Island/Local Mileage Reimbursements	0	0	0	0	0	0	0	0	0
230	CONTRACTUAL SERVICES	0	0	0	0	0	0	0	0	0
233	OFFICE SPACE RENTAL	0	0	0	0	0	0	0	0	0
240	SUPPLIES & MATERIALS	0	0	0	0	0	0	0	0	0
250	EQUIPMENT	0	0	0	0	0	0	0	0	0
270	WORKER'S COMPENSATION	0	0	0	0	0	0	0	0	0
271	DRUG TESTING CHARGES	0	0	0	0	0	0	0	0	0
280	SUB-RECIPIENT/SUBGRANT	0	0	0	0	0	0	0	0	0
290	MISCELLANEOUS	0	0	0	0	0	0	0	0	0
	<b>TOTAL OPERATIONS</b>	0	0	0	0	0	0	0	0	0

361	Power	0	0	0	0	0	0	0	0	0
362	Water/Sewer	0	0	0	0	0	0	0	0	0
363	Telephone/Toll	0	0	0	0	0	0	0	0	0
	<b>TOTAL UTILITIES</b>	0	0	0	0	0	0	0	0	0

701		0	0	0	0	0	0	0	0	0
450		0	115,000	0	115,000	115,000	115,000	0	115,000	0
		0	115,000	0	115,000	115,000	115,000	0	115,000	0

		As of March 31, 2014			
		UNCLASSIFIED	CLASSIFIED	CONTRACT	OTHER
	FILLED/WARM BODIES	0	0	0	0
	VACANT (FUNDED)	0	0	0	0
	<b>TOTAL FTE'S</b>	0	0	0	0

1/ a) Indicate on a separate sheet, each amount expended for: 1) prior year obligation(s); 2) emergency authorization(s); 3) promised compensation/acting or detail pay  
b) information from AS400 was used to determine the amounts reflected.